

TCA Contact seminar
Napoli, 5 - 7 November 2015
***European Shared Strategies for
Reducing the Occurrence of NEETs***

Relevant aspects of the NEETs phenomenon

Claudio Franzosi
Isfol

NOT SCULPTED IN STONE



NEET:
YOUNG PEOPLE
WHO ARE NOT
ENGAGED IN ANY
PATH OF WORK,
STUDY OR
TRAINING

Youth

**Labour
market
status**

**Education
status**

**BUT THE
AGE RANGE
CAN CHANGE**

**ONLY IF
ARE USED
ILO DEFINITIONS**

**ONLY IF
ARE USED
UOE CLASSIFICATION**

NOT SCULPTED IN STONE



OECD

**Young 15-29;
Unemployed;
Not involved in any kind of
FORMAL education and
training.**

EUROSTAT

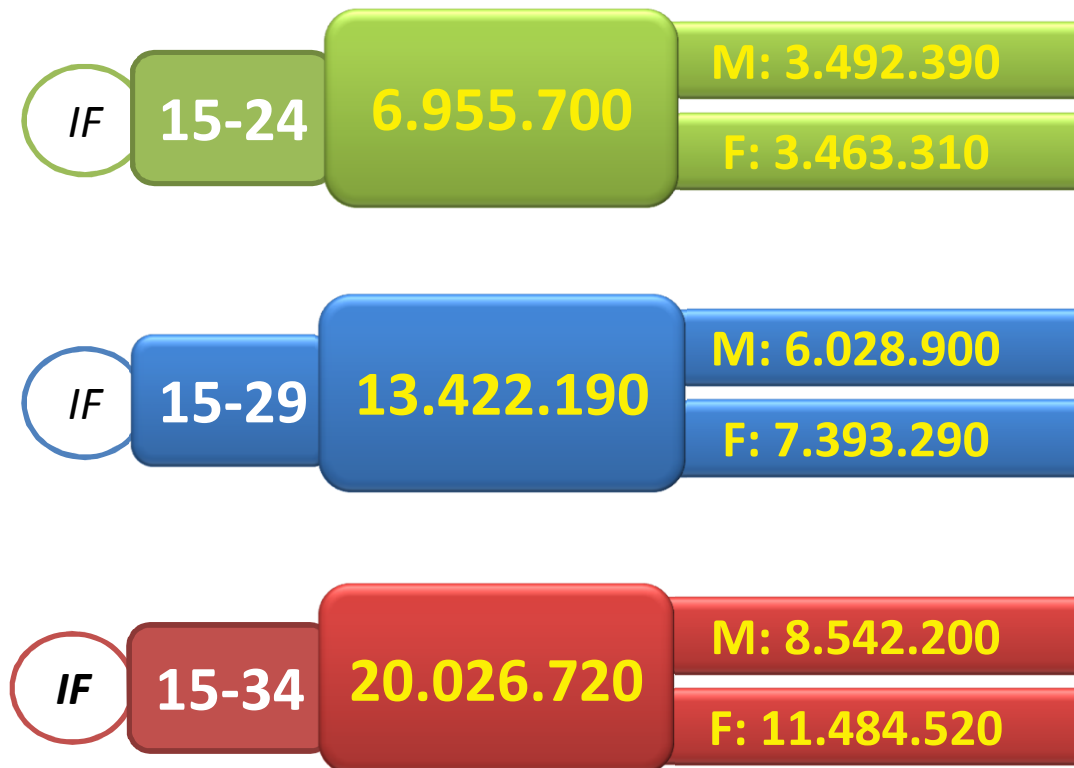
**Young 15-24;
Unemployed;
Not involved in ANY KIND
of education and training.**

ISTAT

**Young 15-29;
Unemployed;
Not involved in ANY KIND
of education or formal
training lasting at LEAST
600 HOURS**

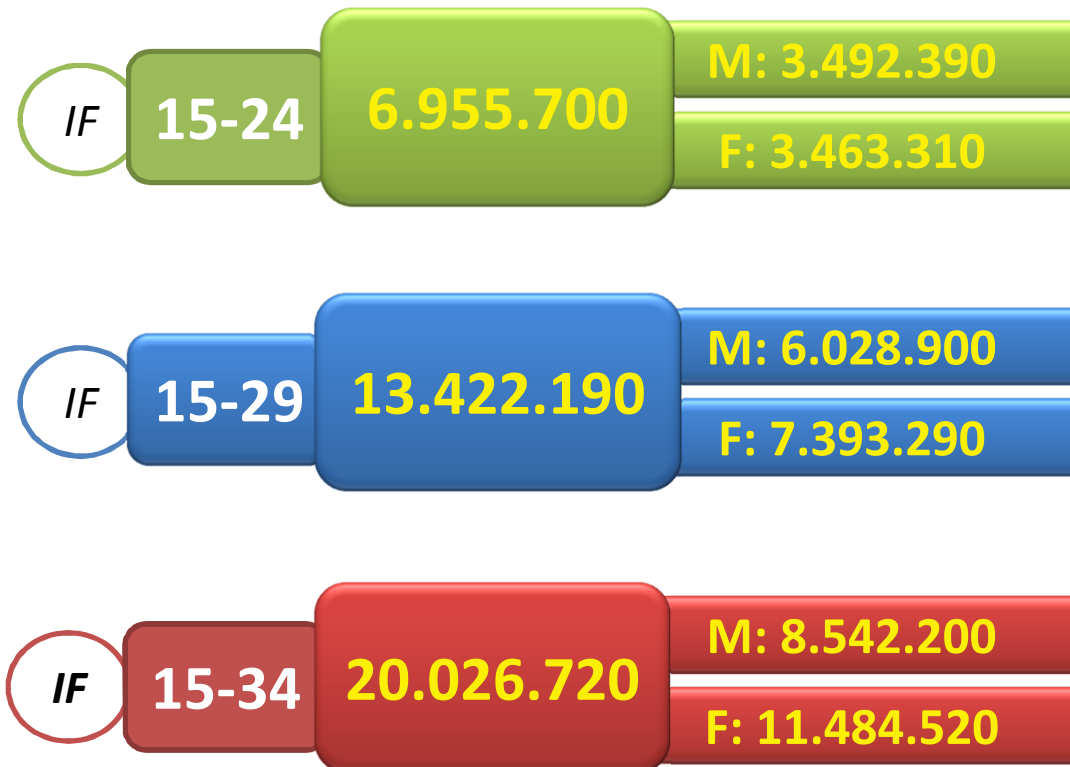
*... but analysis
are extended at
everyone is
under 35*

**IN NUMBERS:
NEET IN EU28:
2014**



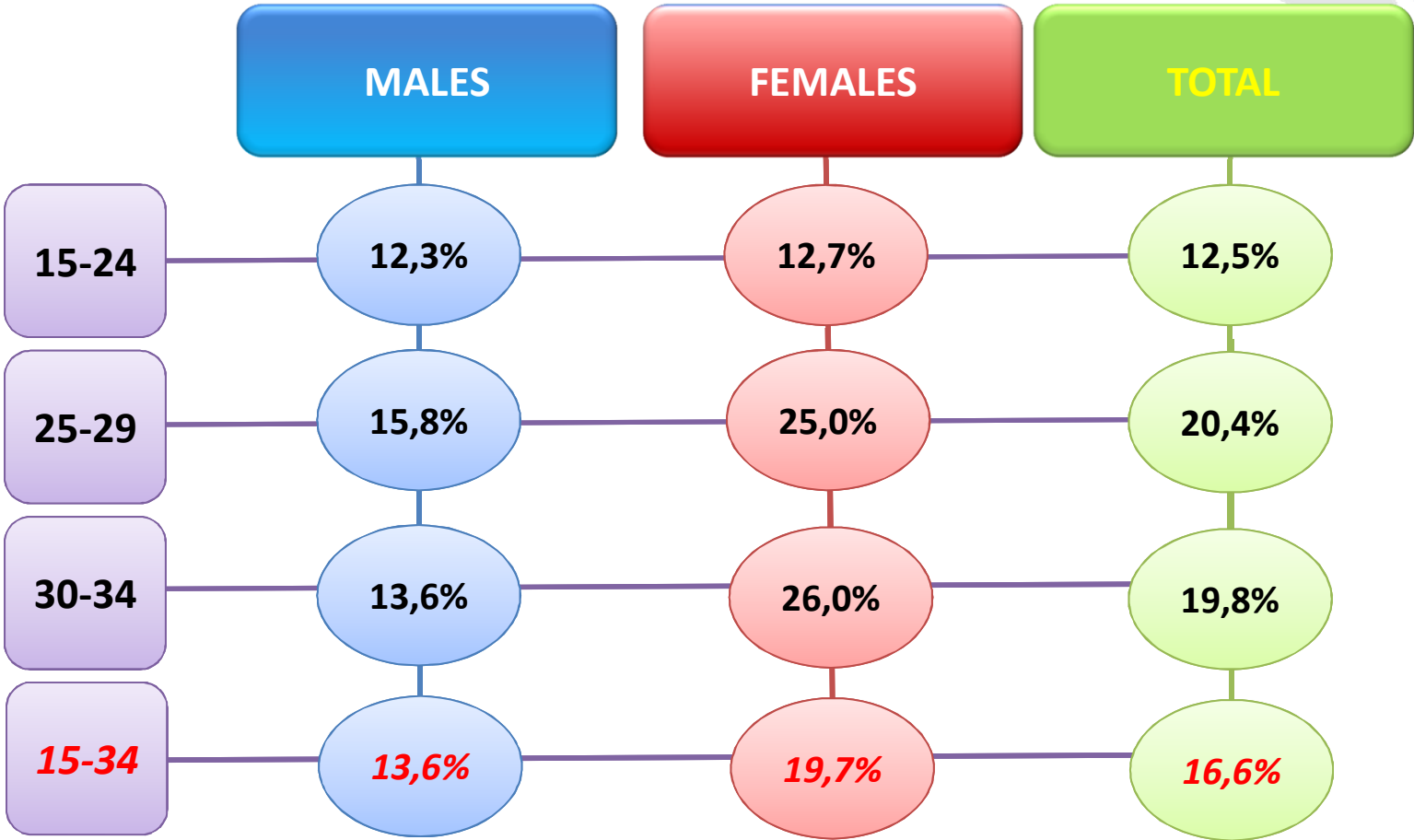
SOURCE: ISFOL ON EUROSTAT LFS DATA - AVG 2014

**IN NUMBERS:
NEET IN EU28:
2014**



SOURCE: ISFOL ON EUROSTAT LFS DATA - AVG 2014

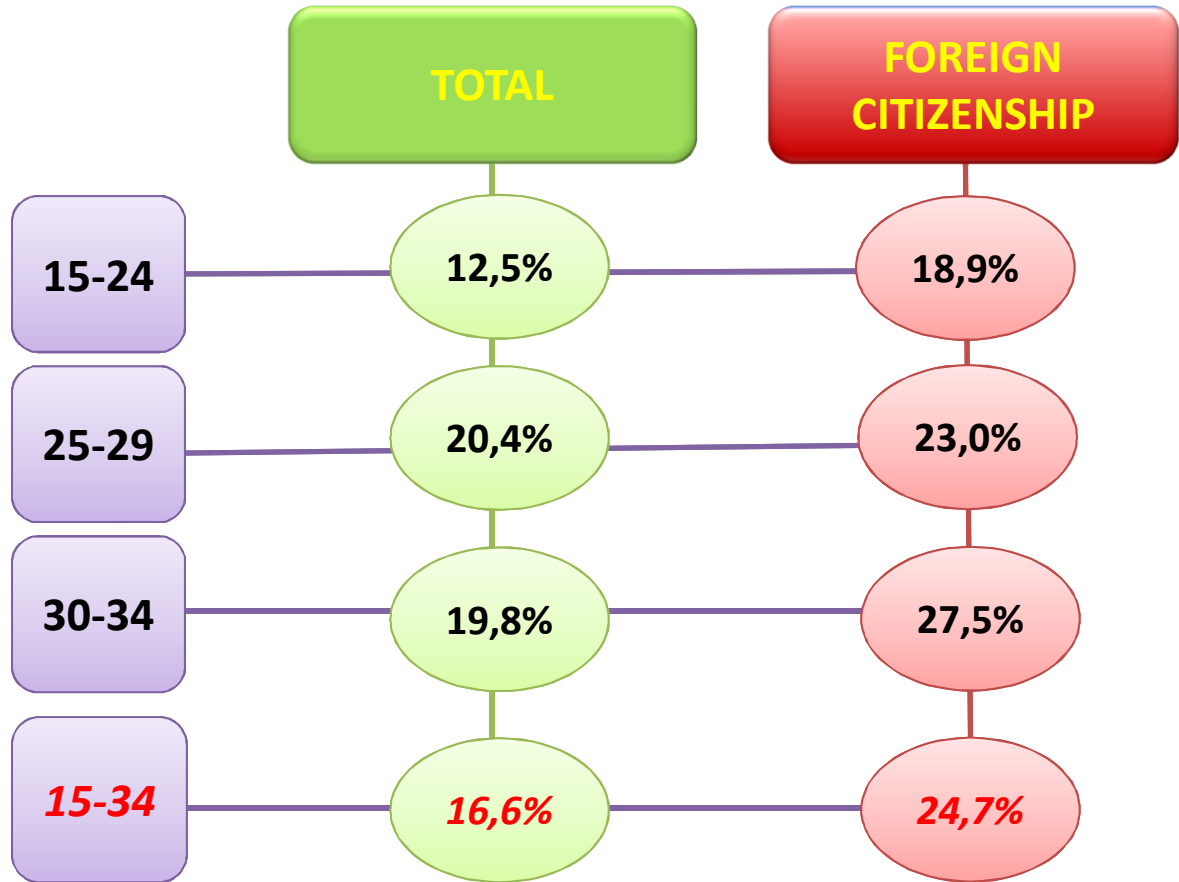
**IN NUMBERS:
NEET RATES IN EU28:
2014**



SOURCE: ISFOL ON EUROSTAT LFS DATA - AVG 2014



**IN NUMBERS:
NEET RATES IN EU28:
2014**

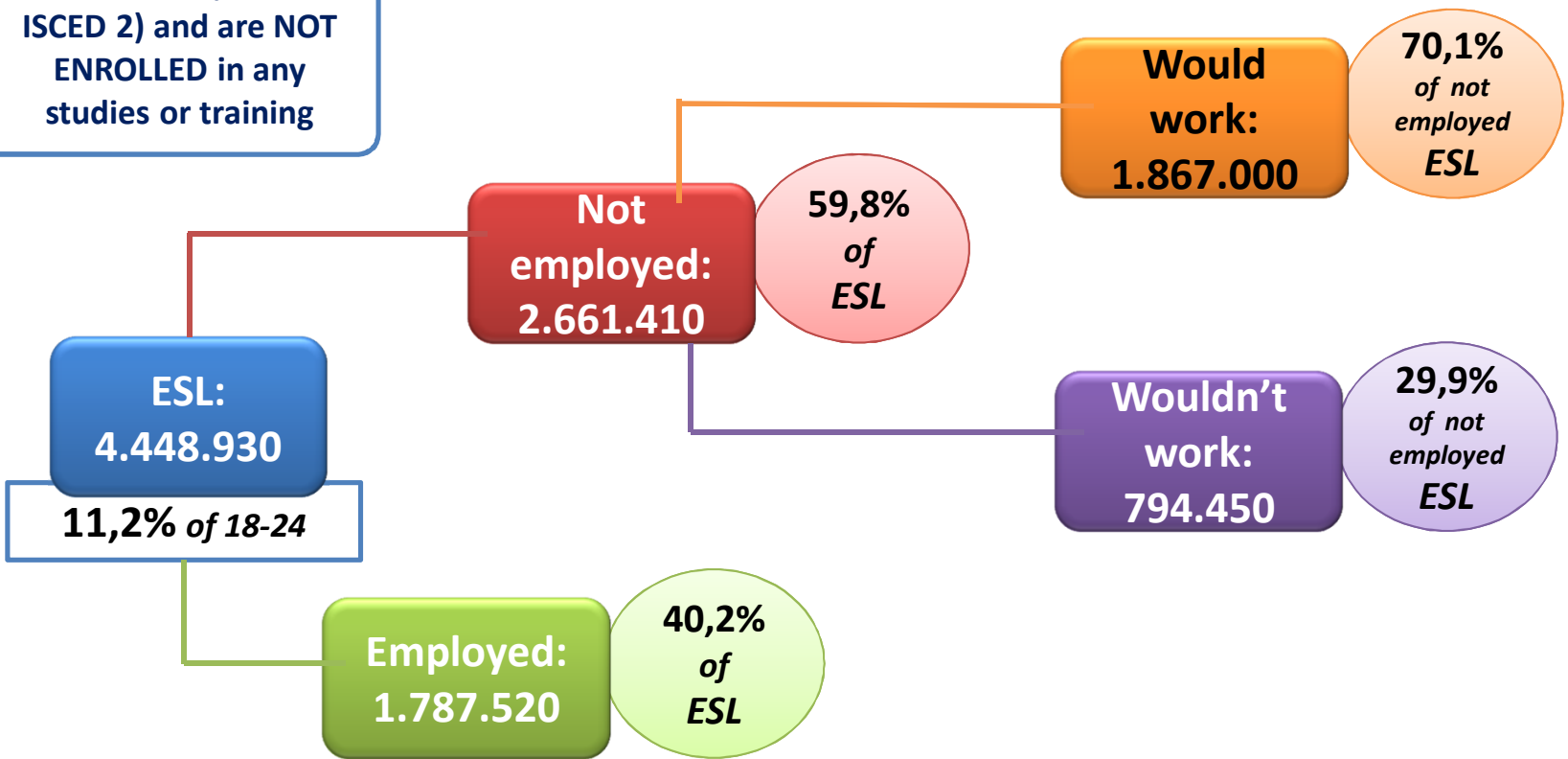


SOURCE: ISFOL ON EUROSTAT LFS DATA - AVG 2014

IN NUMBERS: EARLY LEAVERS FROM EDUCATION AND TRAINING IN EU28: 2014



ESL are 18-24 young people with LOW levels of education (not over ISCED 2) and are NOT ENROLLED in any studies or training



SOURCE: ISFOL ON EUROSTAT LFS DATA - AVG 2014



**IN NUMBERS:
NEET IN EU28:
2014**

**25-34
13.071.020
(20,1%)**

**MALES
4.797.064
(14,7%)**

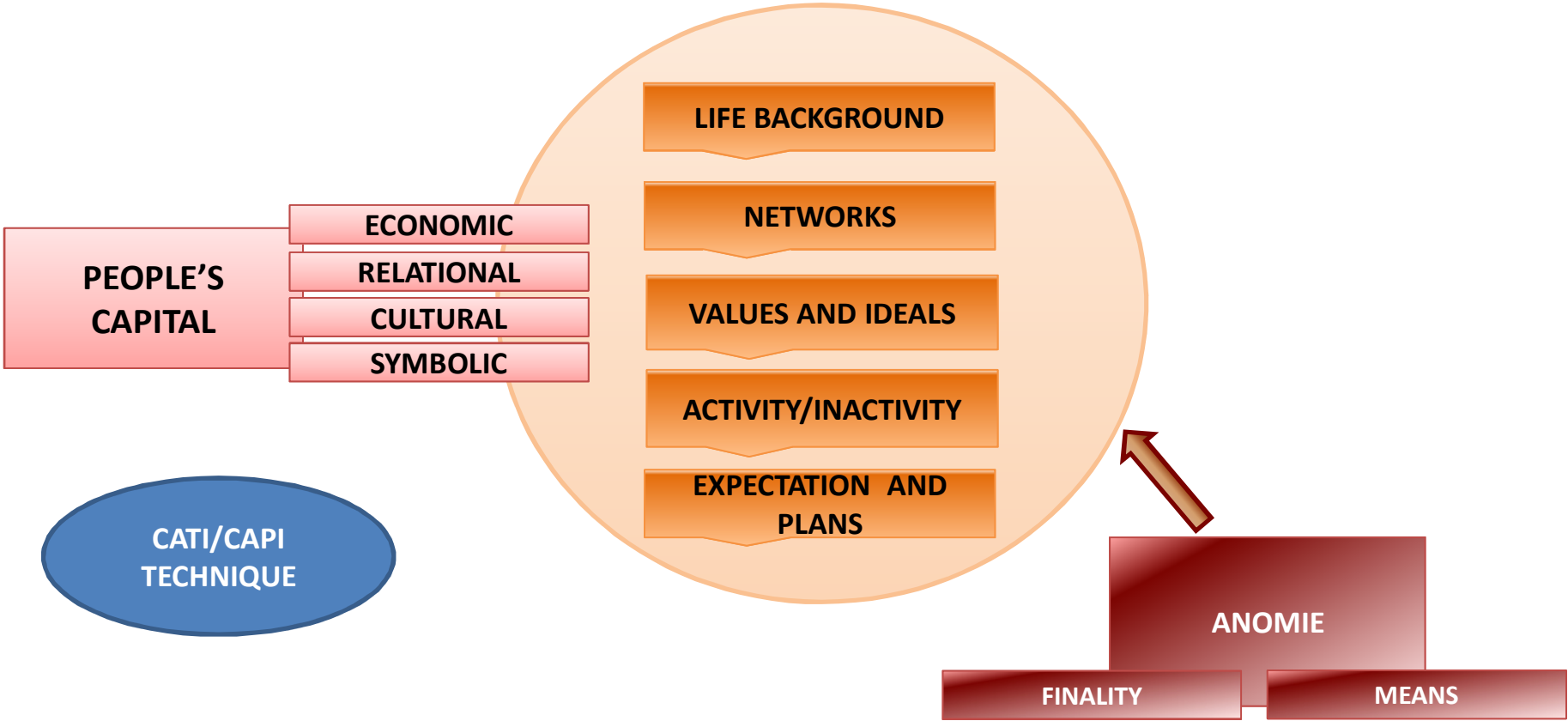
**FEMALES
8.273.956
(25,5%)**

36,7%

63,3%

SOURCE: ISFOL ON EUROSTAT LFS DATA - AVG 2014

**SOCIOLOGICAL SURVEY
ON NEET
CONDITION**



**SOCIOLOGICAL SURVEY
ON NEET
CONDITION**



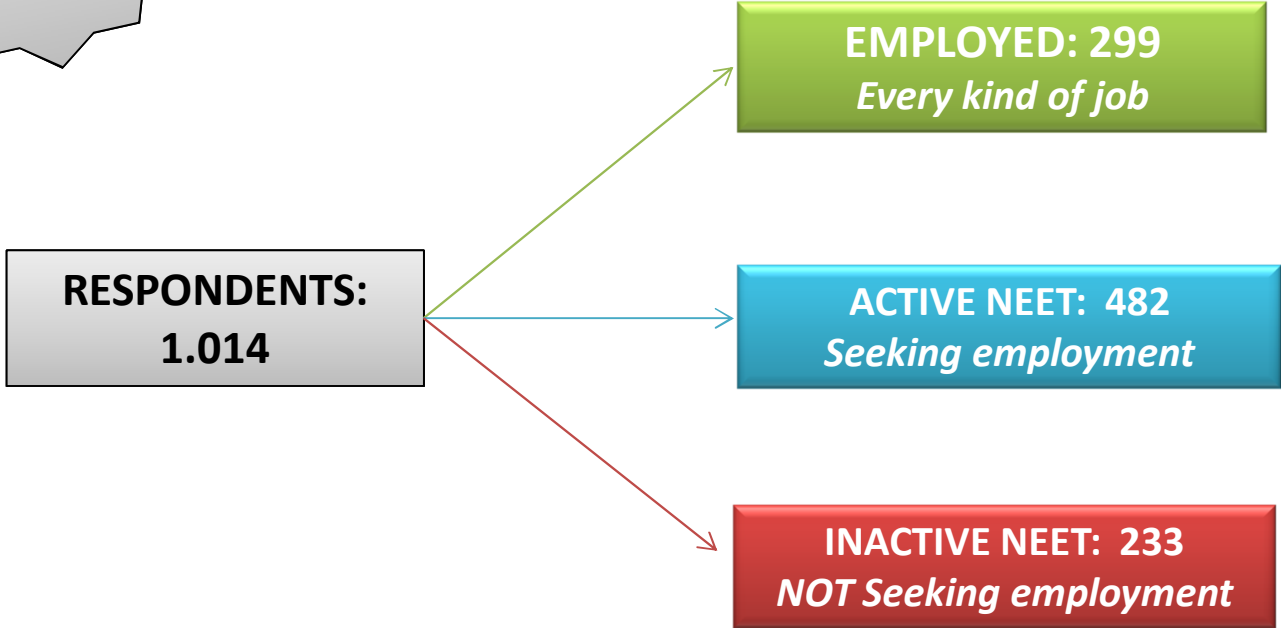
**AGE:
25-34**

**RESPONDENTS:
1.014**

EMPLOYED: 299
Every kind of job

ACTIVE NEET: 482
Seeking employment

INACTIVE NEET: 233
NOT Seeking employment



**SOCIOLOGICAL SURVEY
ON NEET
CONDITION**



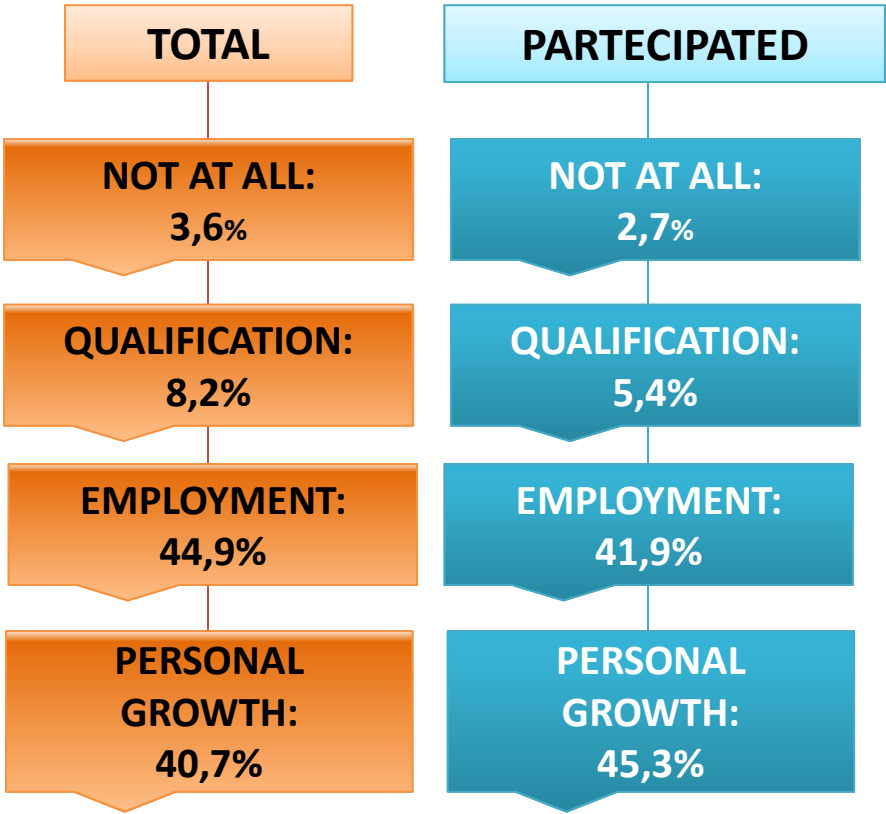
**INVESTIGATED
DIMENSION**

- School and university
- Professional training
- Previous employment status
- Current employment status (only for those with employment)
- The condition of inactivity (only for NEETs)
- Opinions on the world of employment
- Cultural interests and leisure time
- Personal relationships (family background and relationships)
- Attitudes, opinions and values
- Political orientation
- Problems, expectations, needs and desires
- Long-term prospects and hopes for the future

**SOCIOLOGICAL SURVEY
ON NEET
CONDITION**



**VOCATIONAL TRAINING IS
USEFUL FOR?**



**SOCIOLOGICAL SURVEY
ON NEET
CONDITION**





FEW REMARKS

CRUCIAL ROLE OF VET SYSTEMS

Link between academic results and chances to find work and reducing times of seeking

Creation of a culture of lifelong learning, even regardless of work requirements

**BREAK NEGATIVE LINK:
Less in training those who need it most**

FEW REMARKS



**MANY DIFFERENT
SITUATIONS AROUND
THE SAME ACRONYM**

Inadequate solutions

**Weakness due to
low levels of education**

Irregular paths of studies

**High level of education, but
weakness in labour market**

Women with sick relatives

Women with at least a child

FEW REMARKS



**NO UNIVOCAL
ANSWER**

**Counteract early leaving
from education**

**Consolidation of a professional
profile**

Role of intermediation

Create alternatives

**Help to not accept
disadvantaged conditions**

Coaching and counselling