

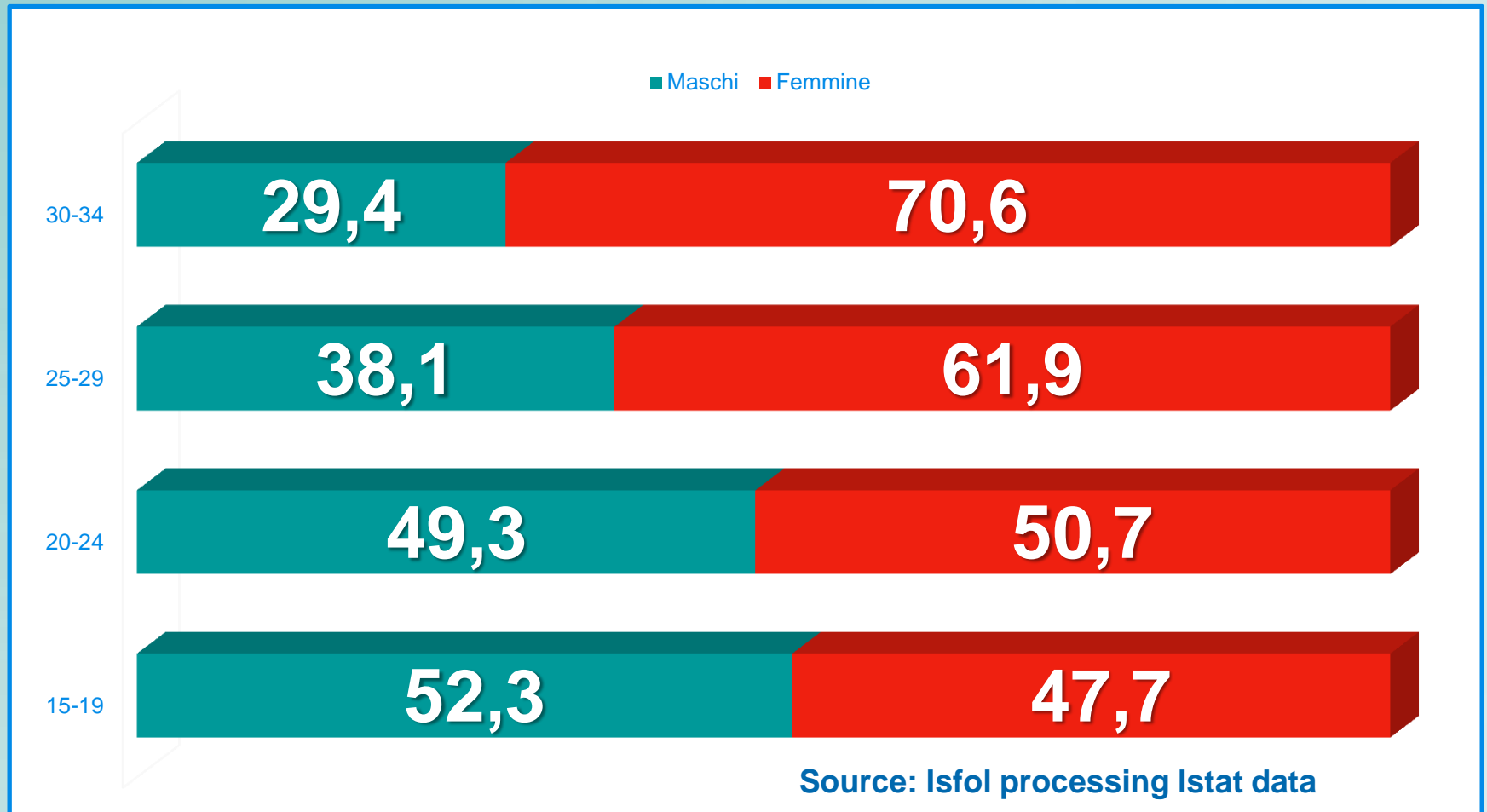


Young NEET in Italy: scenario and outlooks for interventions

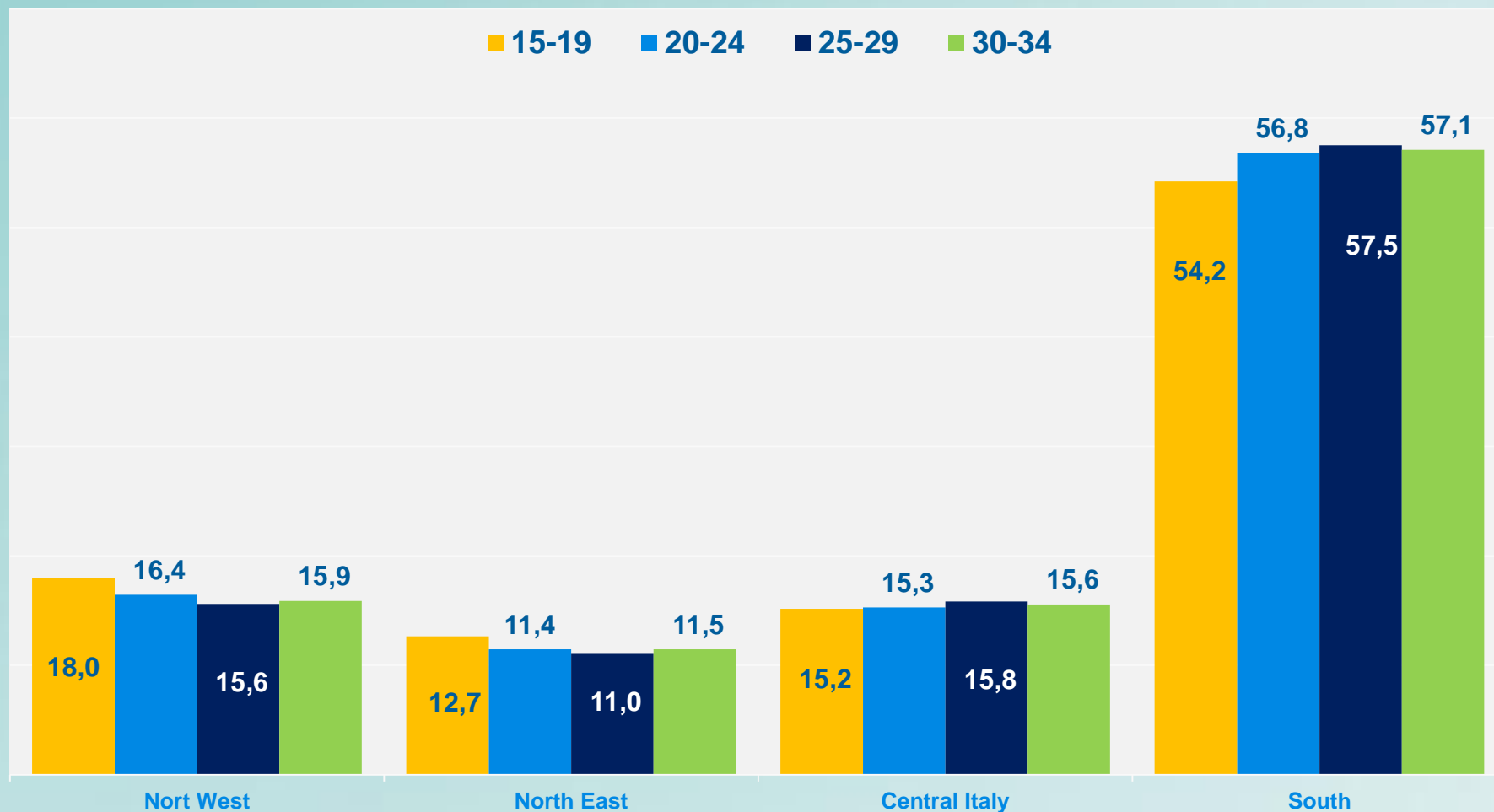
Claudio Franzosi



Neets' gender distribution in different age group

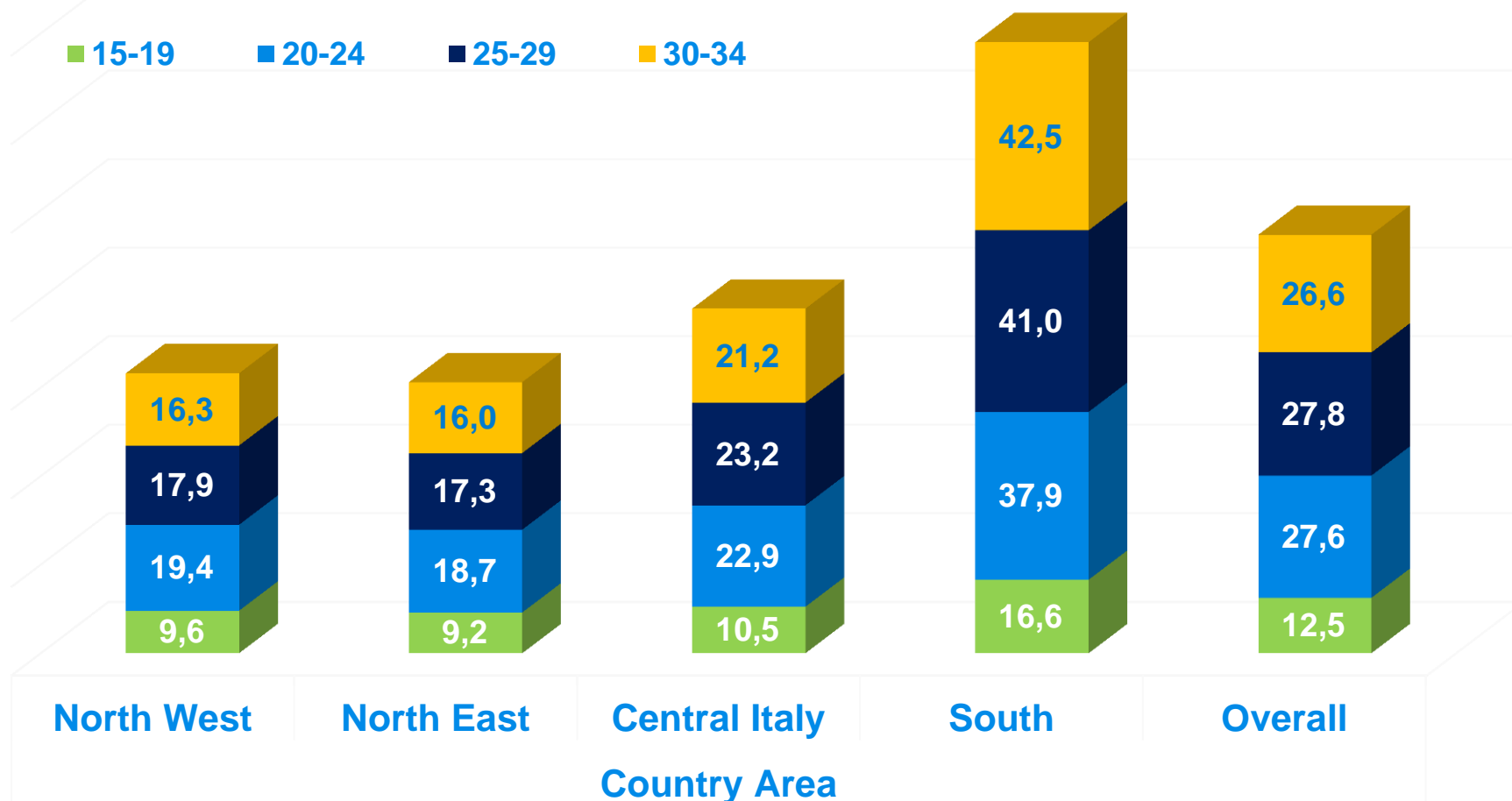


Neet distribution in Country Areas



Source: Isfol processing Istat data

Neet rate for age and Country Area



Source: Isfol processing Istat data

Neet rate for age and education level attained. %

Age	Education level				
	None or primary education	Lower Secondary	Upper secondary	Tertiary	Overall
15-19	34,6	9,5	28,7	-	12,5
20-24	66,9	45,1	22,4	14,6	27,6
25-29	61,1	42,7	22,1	21,5	27,8
30-34	52,3	37,9	22,2	16,8	26,6
<i>Overall 15-29</i>	<i>55,2</i>	<i>22,4</i>	<i>22,8</i>	<i>20,1</i>	<i>23,0</i>
<i>Overall 15-34</i>	<i>53,9</i>	<i>25,9</i>	<i>22,6</i>	<i>18,6</i>	<i>24,1</i>
<i>Overall 25-34</i>	<i>55,6</i>	<i>39,9</i>	<i>22,1</i>	<i>19,1</i>	<i>27,1</i>

Source: Isfol processing Istat data

Inactivity Neet rate

Age	Country Area					Overall (in thous.)
	North W	North E	Central Italy	South	Overall (%)	
15-19	61,6	64,8	72,8	78,7	73,0	367
20-24	55,5	57,9	53,2	66,3	61,6	863
25-29	63,4	67,7	64,1	70,6	68,1	958
30-34	66,8	71,1	70,3	77,1	73,7	1.071
<i>Overall 15-29</i>	<i>59,9</i>	<i>63,3</i>	<i>61,3</i>	<i>70,2</i>	<i>66,4</i>	<i>2.189</i>
<i>Overall 15-34</i>	<i>62,1</i>	<i>65,9</i>	<i>64,3</i>	<i>72,5</i>	<i>68,8</i>	<i>3.260</i>
<i>Overall 25-34</i>	<i>65,2</i>	<i>69,5</i>	<i>67,3</i>	<i>74,0</i>	<i>71,1</i>	<i>2.030</i>

Source: Isfol processing Istat data

Rate of “despondent” Neet people

Age	Country Area					<i>Overall (in thousand)</i>
	North W	North E	Central Italy	South	Overall	
15-19	18,7	18,0	21,0	43,1	32,2	118
20-24	21,7	20,9	23,7	44,1	34,6	299
25-29	21,6	20,3	24,0	41,9	33,5	321
30-34	16,5	16,6	22,7	38,4	30,0	321
<i>Overall 15-29</i>	<i>21,1</i>	<i>20,1</i>	<i>23,4</i>	<i>42,9</i>	<i>33,7</i>	<i>738</i>
<i>Overall 15-34</i>	<i>19,6</i>	<i>19,0</i>	<i>23,2</i>	<i>41,5</i>	<i>32,5</i>	<i>1.059</i>
<i>Overall 25-34</i>	<i>18,9</i>	<i>18,3</i>	<i>23,3</i>	<i>40,1</i>	<i>31,6</i>	<i>642</i>

Source: Isfol processing Istat data

The consequence of being NEET

To be NEET
for long time
may results
in the following risks:

NEGATIVE PERSONAL CONDITIONS

isolation
disaffection
aging skills

NEGATIVE SOCIAL CONDITIONS

insecure employment
crime

mental and physical health problems

Youth on the Move

is a comprehensive package of policy initiatives on **education** and **employment** for young people in Europe. Launched in 2010, it is part of the Europe 2020 strategy for smart, sustainable and inclusive growth

The European Commission has planned, as part of the *Youth on the move*, to carry out a monitoring of the situation of young NEETs in Europe

The new "Youth Opportunities Initiative"

adopted by the European Commission, calls on Member States to work:

- on preventing early school leaving;
- helping youngsters develop skills relevant to the labour market;
- ensuring work experience and on-the-job training and helping young people find a first good job.

The main actions financed directly by the Commission in the new "Youth Opportunities Initiative" are:

- € 4m to help Member States set up "**youth guarantee schemes**" to ensure young people are either in employment, education or training within four months of leaving school
- € 1.3 million to support the setting up of **apprenticeships** through the European Social Fund
- € 3m of the European Social Fund Technical Assistance to support Member States in the setting up of **support schemes** for young **business starters and social entrepreneurs**
- 130,000 placements in 2012 under **ERASMUS** and **Leonardo da Vinci**
- financial assistance in 2012-2013 to 5,000 young people to find a job in another Member State through the "**Your first EURES job**" initiative
- reinforcing the budget allocation for the **European Voluntary Service** in order to provide at least 10,000 volunteering opportunities in 2012
- presenting in 2012 a framework for high quality **traineeships** in the EU
- ensuring around 600 further **exchanges under Erasmus for entrepreneurs** in 2012

Other UE's initiatives

- **Active inclusion**
- **Your first Eures Job**
- **Erasmus – Leonardo da Vinci**
- **European Voluntary Service**

Italian Gouvernement measures

To deal with the emergency NEET in the Convergence regions (*Sicilia, Puglia, Calabria, Campania*), the Italian government has recently issued specific measures in the

Action and cohesion Plan,

reprogramming the
Structural Funds.

Action and cohesion Plan's phases:

Phase 1: measures for the Digital Agenda, railways, education and training, a tax credit for the employment of disadvantaged people (142 million)

Phase 2: measures for children and the elderly's care, early school leavers, entrepreneurship and self-employment, training and research (220 million)

NEETs Measures

Pathway A

Work experience / professional skills for young people aged 18 and over, individualized interventions for improve the skills, integration into the labor market, information activities and matching.

Pathway B

Improving apprenticeship and crafts/handicraft vocation.

TO LEARN MORE ABOUT NEETs

ISFOL is launching a new research:

*“Inactivity among young Italian people
25-34 year old”*

1000 interviews :

700 NEET

300 EX NEET

Dimensions to be explored:

- family background
- relational context
- school and college paths
- relationship with the labour market
- cultural background and knowledge
- ethical, political and religious values
- attitudes, views, behaviours
- risk of substances addiction
- report/risk with crime
- personal issues