


Peer interactions, local markets, and wages: Evidence from Italy

Irene Brunetti

Valerio Intraligi

Andrea Ricci

Claudia Vittori



Peer interactions, local markets, and wages: Evidence from Italy

Irene Brunetti

Istituto nazionale per l'analisi delle politiche pubbliche (INAPP), Roma, Italia
Global Labor Organization (GLO), Essen, Germany
i.brunetti@inapp.org

Valerio Intraligi

Istituto nazionale per l'analisi delle politiche pubbliche (INAPP), Roma, Italia
v.intraligi.ext@inapp.org

Andrea Ricci

Istituto nazionale per l'analisi delle politiche pubbliche (INAPP), Roma, Italia
an.ricci@inapp.org

Claudia Vittori

Università degli studi Roma Tre, Dipartimento di Scienze Politiche, Roma, Italia
Global Labor Organization (GLO), Essen, Germany
claudia.vittori@uniroma3.it

MARZO 2023

The opinions expressed here reflect only the authors' views and not their institutions'. The INAPP is not responsible for any use that can be made of the present results. The other usual disclaimers apply.

CONTENTS: 1. Introduction. – 2. Literature Review. – 3. Data and descriptive statistics; 3.1 Data; 3.2 Descriptive statistics. – 4. Estimation strategy; 4.1 Main estimates; 4.2 Instrumental variable estimates. – 5. Possible channels: peers and trade unions. – 6. Conclusions. – Appendix. – References

INAPP – Istituto nazionale per l'analisi delle politiche pubbliche

Corso d'Italia 33
00198 Roma, Italia

Tel. +39 06854471
Email: urp@inapp.org

www.inapp.org

ABSTRACT

Peer interactions, local markets, and wages: Evidence from Italy

This paper investigates the relationship between the spatial distribution of occupations with a high content of peer interactions and wages among Italian provinces. At this aim, we use a unique employer-employee dataset obtained by merging administrative data on wages and labor market histories of individuals, with survey data on job tasks and contents. The spatial distribution of jobs intensive in peer-interactions is further measured according to the occupational structure of Italian provinces. The econometric analysis shows that the concentration of peer interactions leads to higher wages at the province level. These results are robust to firms and workers' heterogeneity and endogeneity issues.

KEYWORDS: peer interactions, wages, wage inequality, agglomeration externalities
JEL CODES: J31, R12, R23

Il presente articolo analizza la relazione tra la concentrazione a livello territoriale delle occupazioni che prevedono un alto livello di interazione sociale tra colleghi e la distribuzione salariale tra le province italiane. A questo scopo, utilizziamo un dataset originale di tipo *employer-employee* ottenuto unendo i dati amministrativi di fonte Inps e MPLS inerenti i salari e le storie lavorative degli individui, con i dati dell'Indagine Campionaria sulle Professioni gestita da Inapp. I risultati della nostra analisi suggeriscono che le province la cui struttura occupazionale è caratterizzata da professioni che implicano un maggior livello di interazione sociale sono anche quelle province con salari medi più elevati.

PAROLE CHIAVE: interazione sociale tra colleghi, salari, disuguaglianza salariale, esternalità di agglomerazione
CODICI JEL: J31, R12, R23

DOI: 10.53223/InappWP_2023-100

Cite as:

Brunetti I., Intraligi V., Ricci A., Vittori C. (2023), *Peer interactions, local markets, and wages. Evidence from Italy*, Inapp Working Paper n.100, Roma, Inapp

1. Introduction

The relationship between peer interactions and wages has drawn increasing attention from the empirical literature (Manski 2000; Herbst and Mas 2015; Mas and Moretti 2009). Behavioral models and empirical studies have highlighted different mechanisms through which social connections and implicit norms lead to productivity externalities among co-workers and, therefore, to wage premium (Fehr *et al.* 2009; Cornelissen *et al.* 2017). For instance, repeated workers' interactions may favor peer pressure and knowledge spillovers within firms that, in turn, induce overall gains in productive efficiency and average wages. Moreover, peer pressure and, more in general, team incentives (Ledford *et al.* 1995), help to mitigate free-rider problems – where technology and production lines are organized in such a way that workers' efforts are complementary (Kandel and Lazear 1992). This may occur even in settings in which workers carry out independent tasks (i.e., that do not directly affect each other's output) and are employed in firms specialized in different phases of a single integrated value chain – as in the case of industrial districts.

These arguments may be further reinforced when social interactions emerge within firms localized in the same local labor market. Empirical evidence supports the hypothesis that peer-pressure is effective if workers feel socially obliged to increase their effort wherever it falls behind that of their colleagues or falls short of a social implicit norm.

On the other hand, implicit norms mirror common beliefs and cultural traits which typically date back in the past and have characterized the economic development of local communities (Guiso *et al.* 2008). Similarly, knowledge spillovers – an economic concept dating back to the late XIX century (Marshall 1890) – capture the idea that – by personally interacting and by directly observing each other in the workplace – employees learn from each other and accumulate skills they would not have learned otherwise. Likewise, this type of human capital externalities is mainly at work within communities or local labor markets where firms and workers are connected by stable economic, technological, and cultural links (Mas and Moretti 2009). Finally, social interactions are expected to favor the “voice” of workers or trade union representatives in the bargaining process and thus generating a “pecuniary” externality on wages. This channel seems to be amplified in local economies, especially in countries where industrial relations have been significantly affected by local market conditions, as for Italy (Damiani *et al.* 2020).

Based on these arguments, this paper analyzes whether, and how, the geographical localization (localization economies) of economic activities characterized by a high level of workers (peer) interactions affects local wages in Italy. In fact, as discussed by Combes *et al.* (2008), spatial wage disparities can be explained by: differences in the skills composition of the workforce, differences in local non-human endowments, and finally, by local interactions between workers and firms. Labor market interactions are a source of agglomeration economies which, in turn, can lead to productivity and wage gains (Rosenthal and Strange 2004).

We take advantage of a unique employer-employee dataset obtained by merging two administrative datasets on wages and labor market individual histories (Inps and SISCO archive respectively) with sampling data on professions and tasks (ICP-Inapp) over the period 2011-2018. We adopt a two-stage approach, standard procedure in urban economics (see Combes *et al.* 2008;

Combes *et al.* 2011; Belloc *et al.* 2023) and estimate the wage elasticity to agglomeration externalities deriving from peer interactions. The regression analysis suggests that peer interactions lead to an increase in workers' wages within Italian provinces, a result that is robust to firms and workers' heterogeneity as well as to potential endogeneity issues.

Finally, we enrich the interpretation of our findings by performing a pooled cross-sectional analysis based on the *Rilevazione Imprese e Lavoro* (RIL-Inapp) surveys. Using relevant information on corporate governance, productive characteristics, and industrial relations on a large representative sample of Italian firms, we find a positive correlation between the local peer interactions and trade union membership. This result supports the hypothesis that a union voice mechanism could explain the positive effect of social interactions into higher bargained wages. We rationalize our main results by illustrating a relatively new mechanism behind the peer wage enhancing effect at local level: the increase of union membership and workers' bargaining power that derived from the density of social connections among workers.

The main contributions of the paper to the literature are twofold. First, we analyze a particular type of localization economies by using an occupation-based measure that allows us to observe the spatial distribution of jobs characterized by a high content of peer interactions. Then, we provide evidence that social interactions among workers may be an important driver of wage growth even in settings (i.e. geographical areas) where employees carry out tasks and occupations that are not necessarily complementary in the production processes and/or that do not affect the labour productivity within firms by themselves. Second, in estimating the effect of peer interactions on local wages in a country characterized by important territorial unbalances like Italy, we account for the potential role of workers' and firms' heterogeneity. This provides further evidence on the importance of social norms, knowledge spillovers, and institutions in affecting wages and productivity inequalities across geographical areas.

The structure of the paper is organized as follows. Section 2 reviews the literature on agglomeration externalities and social interactions. Section 3 describes the data; section 4 presents the empirical framework and main results. Section 5 shows evidence on the possible mechanisms at work. Finally, section 6 draws some conclusions.

2. Literature Review

There is a large consensus on the positive effects deriving from agglomeration externalities (Rosenthal and Strange 2004; Melo *et al.* 2009). Most of the empirical evidence focuses on agglomeration within the field of regional and urban economics, but there are other strands of research estimating productivity benefits from agglomeration economies, for instance estimates of the "urban wage premium" from Mincerian wage models augmented with measures of agglomeration economies (Melo and Graham 2009).

Agglomeration economies are generally measured with total population/employment or density. However, these measures are not able to capture the spatial distribution of the effects from agglomeration externalities. To solve this drawback, some studies adopt "market potential" type measures capturing, amongst other indicators, the spatial proximity to economic activity (Mion and Naticchioni 2009; Graham and Kim 2008; Combes *et al.* 2008).

Closely related to the benefits of spatial proximity between interacting parties is the concept of localized learning referring to the knowledge creation that takes place when several co-located firms undertake similar and related activities (Malmberg and Maskell 2006). These benefits stem from the ease of interaction across firms and workers located in proximity of one another. Therefore, localized learning helps in explaining why there is geographical economic specialization and why similar and related firms tend to co-locate to form clusters. In clusters, knowledge spillovers are caused by social interactions between individuals, which function as channels for informal knowledge exchange (Breschi and Lissoni 2009), and since the density of social interactions is higher within than between clusters, co-location is expected to be advantageous for firm's performance and higher wages (Sorenson 2003).

Besides several laboratory experiments and single-firm/single-occupation analysis such as Mas and Moretti (2009), Falk and Ichino (2006), Waldinger (2012), Azoulay *et al.* (2010), Jackson and Bruegmann (2009) (see the meta-analysis by Herbst and Mas 2015), only a recent and limited body of the empirical literature, has investigated the link between social interactions and workers' productivity/wages.

A notable contribution in this field is made by Cornelissen *et al.* (2017). The authors estimate the importance of social interactions through the effect of peer ability on co-workers' wage and find a small though significant effect – which is larger in low-skilled occupations where “co-workers can easily observe each other's output”. Differently, Borghans *et al.* (2006) estimate wage returns to a whole range of soft skills, approximated by the importance of “people tasks” for job performance. Results show that individuals working in jobs where people tasks are more relevant face lower wages. A standard deviation increase in the importance of people tasks is estimated to have a wage penalty of about 5% in the U.S. and 4.9% in the UK. However, in a subsequent study Borghans *et al.* (2008) show that one standard deviation increases in “directness” relative to “caring” (proxy for interpersonal interaction) raises wages by 9.6% in 1997 and 10.8% in 2001 in the UK, and by 3.8% in 1979 and 10.2% in 1998 in Germany. Further, the premium for directness is higher in occupations where this is more important¹. By using Dictionary of Occupations Titles (DOT) data and the CPS survey 1968-1990, Bacolod and Blum (2010) reveal that wage returns to “people-skills” nearly doubled in the period from 1968 to 1990, while returns to cognitive skills increased by 60% and returns to “motor” skills decreased by 50%.

Using similar occupational indicators and by relying on Metropolitan statistical area (MSA) level data, Bacolod *et al.* (2009) find that the urban wage premium is larger for workers with stronger cognitive and “people skills”. In contrast, motor skills and physical strength are not rewarded to a greater degree in large cities. In a similar vein, Choi (2020) explores the advantage of regional concentrations of workers specialized in different types of skills. He estimates the agglomeration effects of skill-based labor pooling on wage levels and wage growth. The author finds that the urban wage premium of skill-based local labor pooling varies between types of skills. According to Choi (2020), the greatest magnitude of benefit is incurred by workers employed in cognitive-skill-oriented occupations, while an urban wage premium is non-existent in social-skill-oriented occupations.

¹ For a general review of the empirical literature on wage returns to “soft-skills” see Balcar (2014).

3. Data and descriptive statistics

3.1 Data

The relationship between the spatial concentration of social interactions and wages is analyzed for a representative sample of Italian employees over the period 2011-2018. To measure the level of social interaction within firms located in the same geographical area (in our case the Italian provinces), we use a synthetic index that provides a snapshot of the occupational structure. The dataset is built linking three archives: the administrative archive of employees collected by the Italian National Social Security Institute (Inps); the archive of Compulsory Communications System (*Sistema delle Comunicazioni Obbligatorie*; COB hereafter) provided by the Ministry of Labor and Social Policies; and the sample survey *Indagine Campionaria delle Professioni* (ICP 2013) provided by Inapp².

The Inps archive includes the population of employees, and it records a wide range of variables: annual gross wages, age, gender, occupation, annual weeks worked, information on the type of contract (part-time versus full-time, temporary versus permanent), on the sector of activity, and on the geographical localization (the province) of the work arrangement. From the Inps archive, we extract a dataset based on a random sample of all employees born on four different days of each month of any year. The COB archive records from year 2009, each job relationship that started, changed or ended for firing, dismissal, retirement, or transformation (e.g. from a fixed-term to an open-ended arrangement) of the contractual arrangement within the same firm for all individuals working in Italy as employee or apprenticeship, temporary agency work arrangements, and para-subordinate workers. Moreover, it includes detailed educational and occupational information (5-digit). This data source makes it possible to observe flows in and out of the labor market.

Finally, the ICP survey was last run in 2013 by the National Institute for Public Policies Analysis (Inapp) and involves 16,000 workers recording detailed information on all the 5-digit occupations (i.e., 811 occupational codes) of the Italian labour market, from those operating in private firms, public institutions and structures, up to independent companies. The ICP-Inapp is the Italian equivalent of the American O*NET, that is the most comprehensive repertoire reporting qualitative and quantitative information on tasks, work context, organizational features of workplaces at detailed level. A relevant aspect of ICP-Inapp is that tasks and skills variables are specific to the Italian economy allowing for the definition of the structure of the labor market and the industrial relations characterizing the Italian economy. Thus, the use of ICP variables avoid potential methodologic problems which may arise when information related to the American occupational structure (i.e., contained in the US O*Net repertoire) are matched with labor market data referring to European countries.

The Inps and COB datasets have been merged via workers' tax codes. This dataset is then matched with the peer interaction index (PII hereafter) derived from ICP-Inapp survey. Following the approach proposed by Barbieri *et al.* (2022), the PII index is computed by considering workers' responses to the

² The *Indagine Campionaria delle Professioni* (ICP) was jointly created by the National Institute for Public Policies Analysis (Inapp) and the National Institute of Statistics (Istat), in 2004. It is currently carried out by Inapp in the context of the initiatives launched for the construction and constant updating of a permanent national system for the observation of professional needs.

following ICP question: i) *how much important is in your job to personally interact with work colleagues or to be part of teams or working groups?* The answers are then overall standardized in an index with a 0-100 range, according to the following formula:

$$X = \left(\frac{Y - \min}{\max - \min} \right) * 100$$

where Y is the original answer (from 1 to 5) to the question and \max and \min are the maximum and the minimum value reported for each occupation. The ICP index has been firstly aggregated from 5-digit to 3-digit CP2011 occupations, and then at the province level (107 Italian provinces) by means of the ISTAT *Rilevazione Continua delle Forze di Lavoro* (RCFL).

As dependent variable we employ the weekly real gross wage at the individual level (full-time equivalent wage for part-timers)³. In the case of multiple contracts associated with the same individual in the same year, we consider the longer contract only. We end up with an Inps-COB sample reaching around 11.000.000 individuals aged 16-67 over the 2011-2018 period. The spatial unit of observation is the province where the individual work.

3.2 Descriptive statistics

In this section, we summarize relevant variables in the Inps-COB sample, illustrate the occupational and geographical distribution of our measure of within-occupation peer interactions, and broadly explore its relationship with wages, education, and urbanization. As shown in table 1, our sample is made by more than 11 million observations, with an average gross weekly wage of about 470 euros. Moreover, 43 per cent of the sample is characterized by female workers, with an average age of 39. Also, on average, workers changed 3 firms over the reference period (indicator of labour flexibility). Differently, fixed-term and part-time contract workers amount to, respectively, 31 and 32 per cent of our sample. As for the occupational variable's dummies, table 1 shows that almost 60 per cent of the sample is made by "blue-collar" workers, while "white-collar" workers amount to almost 1/3 of the sample. Conversely, shares are far smaller in the case of "apprentice" workers (6 per cent) and "managers" (2 per cent), while the share of "executives" is below 1 per cent. Finally, our sample is characterized by small or medium firms, and a distribution of educational attainments which is in line with the empirical evidence in Italy.

To consistently describe the individual distribution of our occupational indicator before the province-level aggregation of our empirical analysis, we first report statistics by using the Inps-SISCO database in table 2 and table 3, and then use the Istat-RCFL survey to graphically display the 2011 geographical distribution of peer interactions, wages, and population density in figure 1.

³ Inps archive provides information concerning the individual percentage of part time with respect of full-time workers. The nominal wages are deflated by the national CPI (base year=2018).

Table 1. Inps-COB sample descriptive statistics

	Obs.	Mean	Std. dev.	Min	Max
Weekly wage	11,630,253	472.68	352.48	0.025	103,032.8
Female	11,637,841	0.433	0.49	0	1
Age	11,637,841	38.88	11.66	16	67
Number of firms	11,637,841	2.96	1.8073	1	14
Fixed term	11,637,841	0.31	0.46	0	1
Part time	11,637,841	0.32	0.46	0	1
Blue collar	11,637,841	0.59	0.49	0	1
White collar	11,637,841	0.33	0.47	0	1
Manager	11,637,841	0.02	0.12	0	1
Executive	11,637,841	0.006	0.082	0	1
Apprentice	11,637,841	0.06	0.23	0	1
<i>Firms size</i>					
0-9 employees	11,632,116	0.33	0.47	0	1
10-49 employees	11,632,116	0.26	0.44	0	1
50-249 employees	11,632,116	0.16	0.36	0	1
>250 employees	11,632,116	0.25	0.43	0	1
Lower secondary ed.	10,935,006	0.33	0.47	0	1
Upper secondary ed.	10,935,006	0.49	0.50	0	1
Tertiary education	10,935,006	0.18	0.39	0	1

Source: Authors' elaborations on Inps-COB 2011-2018 data

To summarize the occupational distribution of our peer-interactions index, table 2 reports average weighted values of the original 5-digit occupational score by 1-digit occupational groups. Further, for each broad occupational group we include statistics for both education and wages. As numbers in table 2 clearly show, our occupational measure of peer-interactions displays a clear relationship with workers' education. From table 2 we can clearly see that peer-interactions are higher among high-education/high-wage occupations and lower among low-education/low-wage occupations (e.g., 84.4 among managers and 57.5 among elementary jobs). Furthermore, it is also worth noticing that – except for craft and agricultural jobs – our peer interaction measure monotonically increases with the Italian ICP rank, even more than average weekly wages do (please compare with the last column in table 3).

Table 2. Average ICP 5-digit Occupational Indicators, ISCED educational attainment groups share and average weekly wage by CP2011 1-digit occupations

Cp2011 code	Cp2011 nomenclature	Peer Inter.	Lower second.	Upper second	Tertiary	Weekly wage
1	Managers	84.4	0.07	0.37	0.56	1460
2	Professionals	78.5	0.03	0.25	0.72	623
3	Technicians	74.1	0.09	0.52	0.39	618
4	Clerks	70.6	0.14	0.63	0.22	514
5	Sales and Services	64.3	0.33	0.57	0.10	394
6	Craft and Agricultural	65.0	0.60	0.37	0.02	423
7	Plant and Machine Op. and Assemblers	58.4	0.58	0.40	0.03	463
8	Elementary	57.5	0.58	0.39	0.04	377

Source: Authors' elaborations on Inps-COB 2011-2018 data

To illustrate the relationship between wages, population density and our peer-interactions occupational index, in table 3 we report a simple correlation matrix obtained by using Inps-COB individual data. Unsurprisingly, both peer-interactions and population density show similar positive correlations with wages, with a ρ of, respectively, .44 and .40 (slightly higher for peer interactions). The correlation between population density and peer interactions is also positive and relatively high (.30) – indicating that urbanization patterns and the spatial distribution of peer interactions are plausibly linked. For instance, it is very likely that more densely populated areas favor the presence of jobs with higher content of peer interactions (sorting effects: best workers and firms tend to have higher probabilities of locating in urban areas see Combes *et al.* 2008; Mion and Naticchioni 2009; De La Roca and Puga 2017). Nevertheless, productivity of workers in these jobs may benefit from higher proximity in urban areas (urbanization externalities, see Marshall 1890; Glaeser 1998; Kim 1987; Ciccone and Hall 1996). Of course, the correlation between population density and peer interactions may be spurious when estimating the impact of peer interactions on wages. This issue will be addressed in section 4.

Table 3. Correlation matrix

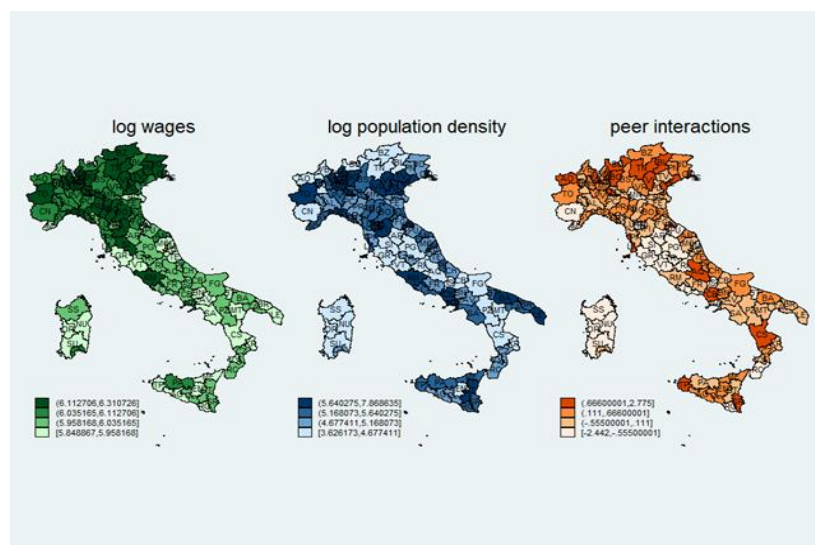
	Weekly Wage	Pop. Density	PII
Weekly Wage	1		
Pop density	0.4008*	1	
Peer interactions (PII)	0.4407*	0.2985*	1

Note: *All statistics are significant at the 10 per cent level.

Source: Authors' elaborations on individual-level Inps-COB 2011-2018 data

Finally, figure 1 plots the 2011 geographical distribution of variables considered in table 3 (please note that, in the case of wages and the peer interaction measure, we compute weighted average values of individual-level data).

Figure 1. Spatial distribution of average province wages, level of peer-interactions and population density



Note: 107 Italian provinces.

Source: Authors' elaborations on Inps-COB 2011-2018 and ICP data

As clearly illustrated in figure 1, all three variables considered have generally higher scores in northern provinces, although – for what concerns the average (log) wages – the North-South divide of the Italian economy is visibly more pronounced. Recalling what observed in table 3, however, it is easy to see that – in the case of population density and the peer-interactions occupational measure (resulting from differences in the occupational structure of different provinces) the spatial distribution looks somehow similar. However, there are some clear differences, for instance, in the North-app or in the southern side of the peninsula (excluding the islands, where the spatial distribution is substantially similar).

What just described raises reasonable concerns about the presence of unobservable characteristics that might be correlated with both population density and the degree of peer interactions, hence reinforcing the need to adopt an instrumental variable approach in our empirical strategy.

4. Estimation strategy

To estimate the wage effects associated to the local concentration of occupations characterized by a high level of peer interactions, we adopt a two-stage approach *a la* Combes *et al.* (2008). This method has been employed in several other analyses on agglomeration economies and allows us to account for local level unobserved heterogeneity (see Combes and Gobillon 2015; De La Roca and Puga 2017; Belloc *et al.* 2023).

A two-stage setting is plausibly the most suitable estimation method for local-level analysis, yielding standard errors that account for the grouped structure of the data, at the individual and province level⁴. Formally, in the first stage we regress workers' wages on individual and firm-specific factors in the following Mincer-type wage equation (Heckman *et al.* 2003):

$$\log(W_{ijt}) = \alpha_{p(it)t} + \rho_1 X_{it} + \rho_2 F_{j(it)t} + \gamma_i + y_{j(it)} + \varepsilon_{it} \quad [1]$$

where $\log(W_{ijt})$ is the logarithm of the (part-time adjusted) real wage of individual i , employed in firm j at time t , over the period 2011-2018. X_{it} is a vector of workers' characteristics: gender, part-time dummy, fixed-term dummy, age and age squared, and occupational dummies (blue collar, white collar, managers, and executives), while the vector $F_{j(it)t}$ includes several firm-level controls for firm j where the worker i works at time: firm-size classes, 2-digit sectors and a dummy variable indicating how many times a worker changes firm (an indicator of the degree of flexibility of the worker's career). $\alpha_{p(it)t}$ are province-year effects, where $p(it)$ stands for the province where individual i works at time t . To account for unobservable workers' and firms' time-invariant heterogeneity, in some specification we also include individual (γ_i) and firm ($y_{j(it)}$) fixed effects (see for instance Glaeser and Maré 2001; Combes *et al.* 2008). Finally, ε_{ijt} is an idiosyncratic error term with zero mean and finite variance.

⁴ For an accurate discussion on the advantages of the two-stage strategy, see Combes and Gobillon (2015).

In the second stage, we estimate the relationship between local wages and our measure of localization economies, by regressing the province-year effects $\alpha_{p(it)t}$, estimated in the first stage, on our key explanatory variable – the peer-interactions index (PII_{pt}) as described in section 3.1. After including a set of province-level control variables we estimate the following equation:

$$\hat{\alpha}_{pt} = \beta PII_{pt} + \sigma \zeta_{pt} + \tau_t + \mu_{pt} \quad [2]$$

where PII_{pt} is the peer interactions index in province (p) and year (t), and ζ_{pt} is a vector of province-level controls such as the log of population density (measured as the total number of inhabitants per squared kilometer), the employment share of high-skilled occupations⁵, the population share of graduated individuals, forests share of total area and total land area – both in Km². The log of population density accounts for urbanization effects, the share of high-skilled jobs is a proxy for the local average education and aims to capture the external effects of human capital in the geographical area (Moretti 2004), while accounting for the province' occupational structure. We also directly control for average education by including in the model the graduates' share of total province population (see Di Pietro and Urwin 2006; Quintano *et al.* 2008, for the literature on educational and skills mismatch in Italy). As for the forest share of land area and total land area in km² – they respectively measure productive endowments and the pure scale effect (see Combes *et al.* 2008). Finally, we include year dummies τ_t to control for business cycle and μ_{at} is an idiosyncratic error. Models (1) and (2) are estimated using in turn, pooled OLS, one-way fixed effects as well as AKM models with residuals clustered at the local (province-year) level (see Abowd *et al.* 1999; Card *et al.* 2013; Belloc *et al.* 2023).

4.1 Main estimates

We begin by presenting second stage results of our baseline specification in [2] estimated with OLS, FE and AKM models, respectively shown in columns 1, 2 and 3 of table 4 (estimations for [1] are reported in appendix).

The coefficient estimates of our peer interaction index points to a positive (and highly significant) correlation with wages, but it decreases in magnitude once individual and also firm fixed are accounted for: moving from .012 (OLS) to .009 (FE) and finally .003 with AKM-models. Moreover, by comparing R2 across each specification we see that FE and AKM models explain almost all variation in wages (0.94 and 0.96 respectively).

Since the standard deviation of our main explanatory variable, PII_{pt} , is 1.25 an estimate of .003 (AKM) predicts a 0.4 percent increase in wages at the province level for a standard deviation increase in PII_{pt} .

⁵ High-skilled occupations are CP2011 major groups 1, 2 and 3 – corresponding to ISCO-08 major groups 1, 2 and 3.

Table 4. Dep var: predicted wage with Province-Year FE: OLS, FE and AKM models

Variables	(1) $\hat{\alpha}_{pt}$ OLS	(2) $\hat{\alpha}_{pt}$ OLS FE	(3) $\hat{\alpha}_{pt}$ AKM
PII	0.012*** (0.002)	0.009*** (0.002)	0.003*** (0.001)
Log (population/km ²)	0.002 (0.003)	-0.001 (0.003)	0.001 (0.001)
Share of high-skilled jobs	0.199** (0.078)	0.053 (0.067)	0.046 (0.036)
Share of graduates	-0.044 (0.089)	0.023 (0.073)	0.137*** (0.045)
Forest area/total area	0.068*** (0.008)	0.066*** (0.007)	0.028*** (0.004)
Total area km ²	0.000** (0.000)	0.000** (0.000)	-0.000 (0.000)
Constant	-0.891*** (0.118)	-0.618*** (0.099)	-0.273*** (0.051)
N	856	856	856
R ²	0.255	0.937	0.963

Note: N = (107provinces×8years) = 856. Robust standard errors in parentheses clustered by province and year. The share of high-skilled jobs is computed as the share of 1-digit CP2011 occupations 1, 2 and 3 of total province employment. Share of graduates is the ratio between province graduates and province total population. *** p<0.01, ** p<0.05, * p<0.1.

Source: Authors' elaborations on Inps-COB 2011-2018 data

4.2 Instrumental variable estimates

In this section, we address possible endogeneity drawbacks related to our peer-interaction measure (PII). Formally, the endogeneity bias could still occur if there are omitted variables causing the error term to be correlated with *PII*. In our setting, a major concern is the fact that our occupation-based peer interaction index – once aggregated at the province level – is likely to be correlated with unobservable omitted variables related to urbanization economies. Typically, this may be an outcome of sorting into geographical areas where hiring firms compete on value added, innovation and social inclusion rather than labor cost minimization. For instance, economic activities that are intensive in peer-interactions may reasonably benefit from higher workers' proximity in urban areas and, therefore, are likely to be placed in urban areas. This concern is reinforced by the descriptive evidence provided in section 3 – showing a non-negligible positive correlation between population density and occupations intensive in peer-interactions both at the individual (table 3) and at the spatial/geographical level (figure 1).

Therefore, we implement an IV-2SLS approach based on the assumption that peer-interactions may be endogenous due to urbanization economies. We instrument PII_{at} with the provinces' manufacturing employment share in 1971 (*MJS*) interacted with a time-trend. The manufacturing data stem from the Istat's *Atlante Statistico dei Comuni*⁶.

This instrument is assumed to be relevant – since nowadays' peer-interactions intensive activities might plausibly benefit from the local presence of a working-class political culture developed in a

⁶ See <<https://bit.ly/3lfQn42>>.

relatively recent past (we choose to take 1971 as reference year because it is immediately after the end of the Italian economic boom and the raise of the historical workers' mass protest known as "*autunno caldo*"). At the same time, we assume the exogeneity of the instrument rejecting the hypothesis that it might be correlated with possible unobservable drivers of urbanization. More specifically, there is a large consensus on the fact that – in the last decades – the relationship between urbanization economies and city-size growth (i.e., population-density growth) is fundamentally linked to workers' education, skills and human-capital accumulation (Glaeser 1998; Glaeser and Marè 2001; Glaeser and Saiz 2004; Glaeser and Resseger 2010). According to this literature, the role of the manufacturing industry with reference to urbanization has been considerably important up to the first half of the XX century. Conversely, from the end of WWII onward, it is the role of skills and education – as well as of other important factors, such as consumption patterns and supply of amenities in cities (Glaeser and Saiz 2004; Glaeser *et al.* 2001) that becomes fundamental in order to explain the link between productivity, wages, and city-size growth. Based these arguments, we feel rather confident in assuming that the relative size of manufacturing in the recent past is orthogonal to nowadays' drivers of urbanization economies.

In table 5 we report 2SLS results by using MJS_j as instrumental variable for all three different specifications displayed in table 4.

Table 5. IV estimates: dep var predicted wage with Province-Year FE

Variables	(1) $\hat{\alpha}_{pt}$ OLS	(2) $\hat{\alpha}_{pt}$ OLS FE	(3) $\hat{\alpha}_{pt}$ AKM
PII	0.096*** (0.014)	0.055*** (0.009)	0.064*** (0.010)
Log (population/km ²)	0.013* (0.007)	0.005 (0.004)	0.009* (0.005)
Share of high-skilled jobs	-1.424*** (0.314)	-0.842*** (0.199)	-1.126*** (0.210)
Share of graduates	0.483*** (0.185)	0.314*** (0.120)	0.518*** (0.130)
Total area km ²	0.000*** (0.000)	0.000*** (0.000)	0.000*** (0.000)
Forest area/total area	0.051*** (0.018)	0.056*** (0.011)	0.016 (0.012)
N. Obs	856	856	856
First-stage statistics			
Manufacturing share 1971	0.335*** (0.050)	0.335*** (0.050)	0.335*** (0.050)
Kleibergen-Paap Wald F	46.378	46.378	46.378
Prob >F	0.000	0.000	0.000

Note: N = (107provinces×8years) = 856. Robust standard errors in parentheses clustered by province and year. The share of high-skilled jobs is computed as the share of 1-digit CP2011 occupations 1, 2 and 3 of total province employment. Share of graduates is the ratio between province graduates and province total population. Average province-level peer-interactions (PII) is instrumented by the interaction between provinces' 1971 manufacturing employment share and a time trend. *** p<0.01, ** p<0.05, * p<0.1.

Source: Authors' elaborations on Inps-COB 2011-2018 data

As we can see from table 5, the Kleibergen-Paap Wald F statistic scores to 46.4 indicating that our instrument is indeed a good predictor of P_{II} , hence, it seems to confirm our assumption that provinces' manufacturing share in 1971 is a relevant IV for the degree peer interactions today – at least, according to our data. However, 2SLS estimates displayed in table 5 are considerably larger than their OLS counterparts in table 4. Nonetheless, the positive effect of P_{II} is still significant and robust to all the three different estimations of $\hat{\alpha}_{pt}$. Our results show that when accounting for both sorting of workers and firms (table 5, column 3) a standard deviation increase in P_{II}_{pt} predicts between 7 and 8 percent increase in wages.

5. Possible channels: peers and trade unions

We now try to understand how the geographical concentration of social interactions between peers might translate into a wage-enhancing effect.

In this regard one can possibly distinguish at least two channels: a direct mechanism based on the bargaining power of the workers and an indirect one that leverages on productivity spillovers. Undoubtedly, in local markets characterized by intense economic and social interactions between colleagues (and firms) in the production processes, we expect that workers are more likely to be associated to trade union representations. The presence of union strengthens the bargaining power of workers and, therefore, leads to wage increases at the local level. Moreover, peer interactions are a potential source of productivity spillovers by means of social pressure and knowledge externalities (Cornelissen *et al.* 2017). Social pressure occurs if there are cultural and/or implicit social norms that induce workers to participate in a fair way to the productive process, i.e. that induce workers to feel socially obliged to increase their own effort/productivity in comparison with other individuals. Knowledge externalities reflects the idea that by communicating and observing each other within the same geographical area, workers (and firms) learn from each other and build up skills and competitive strategies they would not otherwise have⁷. In both cases, we expect that productivity externalities enhanced by the importance of peer interactions, translate into higher wages if the presence of trade union representatives is stronger and rooted in the territories. These arguments suggest to rationalise the following hypothesis:

H1: the local concentration of peer interactions favours the incidence of trade union membership and thus the bargaining power of workers. The higher the bargaining power of workers, the higher the share of the productivity that will be shared with employees.

H2: the local concentration of peer interactions mainly increases the incidence of trade union bodies that are elected at the firm level rather than those appointed through national collective bargaining. Then the union enhancing wage effect is positively affected by the positive

⁷ Of course, the productivity-enhancing peer effects are reinforced in geographical areas where the production processes are organised in an integrated economic environment (i.e. industrial districts). However, these effects may be relevant even in local environments where workers and firms carry out "independent" tasks, product and services that do not directly affect each other's economic outcomes.

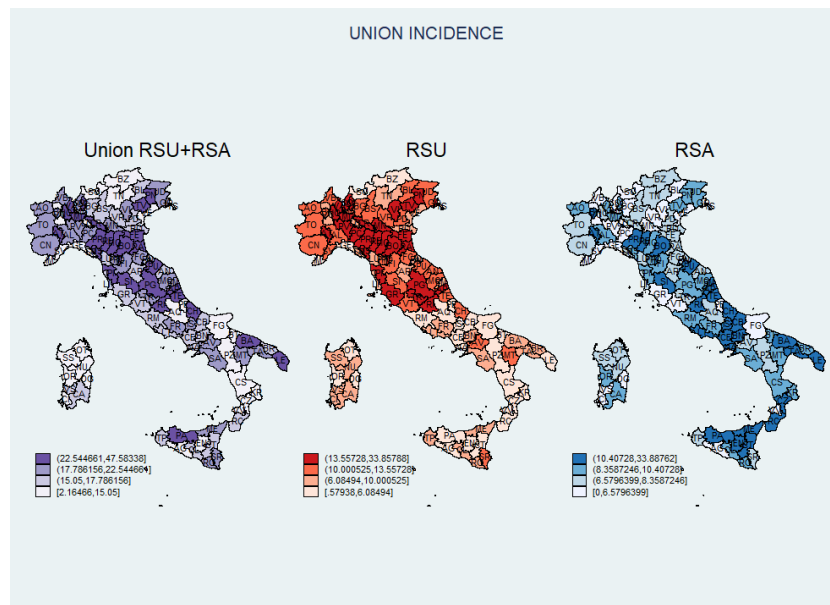
relationship between the geographical concentration of peers and the presence of decentralised union representative bodies with respect to nationwide one.

To verify hypotheses H1 and H2 we run a set of ancillary regressions on microdata drawn from *Rilevazione Imprese e Lavoro* (RIL) surveys, conducted by Inapp in 2010, 2015 and 2018 on a nationally representative sample of limited liability and partnership firms. The Inapp-RIL survey collects a rich set of information about employment composition, personnel organization, industrial relations, and other workplace characteristics. For what concerns our purposes, the RIL questionnaire provides useful information about the firm-level presence of trade union representative bodies, allowing us to distinguish between the *Rappresentanza Sindacale Aziendale* (RSA) and *Rappresentanza Sindacale Unitaria* (RSU)⁸. The RIL surveys also offer information on firm strategies (innovation and export), sales per employee, family ownership and management structure.

Finally, we collapse RIL cross-sectional data at province and sample period levels (107 provinces and three years 2010, 2014, 2018) to investigate the relationship between the incidence of union representative bodies and peer interactions at the province level.

At this aim, we first show the spatial distribution of trade union *tout court*, of RSA and RSU bodies. figure 2 makes it clear that RSU bodies are relatively concentrated in northern and central regions, while RSA bodies are visibly distributed also in southern regions.

Figure 2. Average union incidence by province (2010-2014-2018)



Note: sampling weights applied.

Source: Authors' calculations on pooled cross sections RIL data 2010-2014-2018

⁸ According to the "The Workers Statute" adopted in 1970, workers have the right to organize, at the plant-level, union representations (*Rappresentanza Sindacale Aziendale*, RSA). In addition, the tripartite agreement of July 1993 introduced the possibility of a so-called unitary workplace union structure (*Rappresentanza Sindacale Unitaria*, RSU). This body is elected by all employees, but representatives are usually elected through trade union lists.

Table 6 displays pooled OLS estimates obtained by collapsing RIL data at the province level for the three different years 2010-2014-2018. As dependent variables we alternatively model: i) the local incidence of unionized firms, ii) the local incidence of firms with RSU bodies, iii) the local incidence of firms with RSA bodies. Among the explanatory variables, we include our measure of peer interactions, the (log of) population density, provinces' share of graduate workers, a set of local productive characteristics (computed by relying on RIL data) and a full set of province and year fixed-effects.

In the first column of table 6, the OLS estimate associated with PII supports the hypothesis H1, that is, the geographical distribution of peer interactions favours the local incidence of trade union membership (0.008). Since union representations strengthen the bargaining power of employees, we expect that the positive effect of peers on wages is somehow shaped by the "union voice" (Freeman and Medoff 1985). Further the estimates reported in the second and third column of table 6 support the hypothesis H2: the density of peer interactions is positively associated with the local presence of RSU bodies (0.005) while no significant effect is found for RSA bodies. As the RSU representatives are elected by all employees at firm level rather than appointed through national collective bargaining, one may argue that the union enhancing wage effect is shaped by the positive relationship between the geographical concentration of peers and the presence of decentralised union representative bodies with respect to nationwide one.

Table 6. Pooled ols estimates. Dep var: Incidence of unionized firms

	RSU/RSA	RSU	RSA
PII	0.008* (0.004)	0.005* (0.003)	0.002 (0.002)
Ln (population density)	0.019 (0.031)	0.011 (0.022)	0.008 (0.013)
Share of tertiary education	-0.332 (0.242)	-0.216 (0.204)	-0.116 (0.130)
Other controls	Yes	Yes	Yes
Year FE	Yes	Yes	Yes
Province FE	Yes	Yes	Yes
Constant	-0.675* (0.365)	-0.470* (0.281)	-0.206 (0.157)
N. Obs	327	327	327
R2	0.383	0.316	0.295

Note: other controls includes local composition of management and corporate governance (managers' education, firms' ownership), local productive specialization (share of multinationals, share of firms selling their product or services on international markets, share of firms in manufacture etc.). Standard errors clustered at province level in parenthesis. *** statistical significance at 1%, ** at 5%, * at 10%.

Source: Authors' calculations on pooled cross section ICP-RIL 2010-2014-2018

6. Conclusions

In this paper, we show that the spatial concentration of peer interactions leads to an increase of average wages in the Italian provinces. This result supports the idea that social connections among workers are important drivers of wage growth also in settings/geographical areas where workers carry

out tasks and occupations that are not necessarily complementary in the local production processes and/or that do not affect the labour productivity within firms.

Our data do not allow us to directly test whether this result reflects the two main channels already illustrated in the literature, namely if wage enhancing effects derive from peer pressure and/or knowledge spillovers emerging at local level. However, ancillary regressions make it clear that the density of peer interactions is positively associated with the incidence of union representative bodies – mainly those representative bodies elected by all employees at the firm level (RSUs).

This further evidence helps to rationalize our results. In particular, the peer enhancing wage effect at the province level may partly reflect the positive association between the intensity of social interactions and workers bargaining power at workplace. Moreover, the strong and rooted presence of trade union in specific areas may play an indirect role in shaping the peer enhancing wage effects by favouring social pressure and knowledge externalities.

Appendix

Table A.1 First stage estimate. Dep var: (log of) weekly wage

	OLS	FE	AKM
Upper Sec. Educ.	0.0568*** (0.0006)		
Tertiary Educ.	0.0865*** (0.0009)		
Number of firms	-0.0082*** (0.0001)		
Age	0.0327*** (0.0002)		
Age2	-0.0003*** (0.0000)	-0.0007*** (0.0000)	-0.0005*** (0.0000)
Sex	-0.1813*** (0.0005)		
Fixed term	-0.1982*** (0.0005)	-0.0702*** (0.0005)	-0.0604*** (0.0005)
Part time	0.0165*** (0.0005)	0.1728*** (0.0007)	0.1724*** (0.0009)
Blue collar	-0.0028*** (0.0010)	-0.0191*** (0.0011)	0.0400*** (0.0010)
White collar	0.2531*** (0.0010)	0.1470*** (0.0012)	0.1240*** (0.0011)
Managers	0.9469*** (0.0019)	0.3590*** (0.0027)	0.2949*** (0.0025)
Executives	1.3601*** (0.0022)	0.5554*** (0.0061)	0.4606*** (0.0058)
Others controls	Yes	Yes	Yes
Province*year FE	Yes	Yes	Yes
Worker FE	No	Yes	Yes
Firm's FE	No	No	Yes
Constant	5.609*** (0.001)	5.923*** (0.001)	5.949*** (0.001)
R ²	0.337	0.663	0.763
Obs.	11044747	10710300	10449147

Note: other controls includes firms' size, ATECO sector of activity. Robust clustered standard errors in parenthesis. **** statistical significance at 1%, ** at 5%, * at 10%.

Source: Authors' elaborations on Inps-SISCO dataset 2011-2018

References

- Abowd J., Kramarz F., Margolis D. (1999), High Wage Workers and High Wage Firms, *Econometrica*, 67, n.2, pp.251-333
- Azoulay P., Graff Zivin J.S., Wang J. (2010), Superstar Extinction, *Quarterly Journal of Economics*, 125, n.2, pp.549-589
- Bacolod M.P., Blum B.S. (2010), Two Sides of the Same Coin. U.S. "Residual" Inequality and the Gender Gap, *The Journal of Human Resources*, 45, n.1, pp.197-242
- Bacolod M.P., Blum B.S., Strange W.C. (2009), Skills in the city, *Journal of Urban Economics*, 65, n.2, pp.136-153
- Balcar J. (2014), Soft Skills and Their Wage Returns: Overview of Empirical Literature, *Review of Economic Perspectives*, 14, n.1, pp.3-15
- Barbieri T., Basso G., Scicchitano S. (2022), Italian Workers at Risk During the COVID-19 Epidemic, *Italian Economic Journal*, 8, pp.175-195
- Belloc M., Naticchioni P., Vittori C. (2023), Urban Wage Premia, Cost of Living, and Collective Bargaining, *Journal of Economic Geography*, 23, n.1, pp.25-50
- Borghans L., Weel B., Weinberg B.A. (2008), Interpersonal Styles and Labor Market Outcomes, *Journal of Human Resources*, 43, n.4, pp.815-858
- Borghans L., Weel B., Weinberg B.A. (2006), *People People: Social Capital and the Labor-Market Outcomes of Underrepresented Groups*, NBER Working Paper n.11985, Cambridge MA, NBER <<https://bit.ly/3JhznIO>>
- Breschi S., Lissoni F. (2009), Mobility of skilled workers and co-invention networks: an anatomy of localized knowledge flows, *Journal of Economic Geography*, 9, n.4, pp.439-468
- Card D., Heining J., Kline P. (2013), Workplace heterogeneity and the rise of West Germany wage inequality, *The Quarterly Journal of Economics*, 128, n.3, pp.967-1015
- Choi T. (2020), Agglomeration Effect of Skill-Based Local Labor Pooling: Evidence of South Korea, *Sustainability*, 12, n.8, article 3198
- Ciccone A., Hall R.E. (1996), Productivity and the density of economic activity, *American Economic Review*, 86, n.1, pp.54-70
- Combes P.-P., Duranton G., Gobillon L. (2011), The identification of agglomeration economies, *Journal of Economic Geography*, 11, n.2, pp.253-266
- Combes P.-P., Duranton G., Gobillon L. (2008), Spatial wage disparities: Sorting matters!, *Journal of Urban Economics*, 63, n.2, pp.723-742
- Combes P.-P., Gobillon L. (2015), The Empirics of Agglomeration Economies, in Duranton G., Henderson J.V., Strange W.C. (eds.), *Handbook of Regional and Urban Economics. Volume 5*, Amsterdam, Elsevier, pp.247-348
- Cornelissen T., Dustmann C., Schönberg U. (2017), Peer effects in the workplace, *American Economic Review*, 107, n.2, pp.425-456
- Damiani M., Pompei F., Ricci A. (2020), Opting Out, Collective Contracts and Labour Flexibility: Firm-Level Evidence for The Italian Case, *British Journal of Industrial Relations*, 58, n.3, pp.558-586
- De La Roca J., Puga D. (2017), Learning by working in big cities, *Review of Economic Studies*, 84, n.1, pp.106-142

- Di Pietro G., Urwin P.J. (2006), Education and skills mismatch in the Italian graduate labour market, *Applied Economics*, 38, n.1, pp.79-94
- Falk A., Ichino A. (2006), Clean Evidence on Peer Effects, *Journal of Labor Economics*, 24, n.1, pp.39-57
- Fehr E., Goette L., Zehnder C. (2009), A behavioral account of the labor market: The role of fairness concerns, *Annual Review of Economics*, 1, n.1, pp.355-384
- Freeman R.B., Medoff J.L. (1985), What Do Unions Do? *ILR Review*, 38, n.2, pp.244-263
- Glaeser E.L. (1998), Are Cities Dying?, *Journal of Economic Perspectives*, 12, n.2, pp.139-160
- Glaeser E.L., Kolko J., Saiz A. (2001), Consumer City, *Journal of Economic Geography*, 1, n.1, pp.27-50
- Glaeser E.L., Maré D.C. (2001), Cities and Skills, *Journal of Labor Economics*, 19, n.2, pp.316-342
- Glaeser E.L., Resseger M.G. (2010), The Complementarity Between Cities and Skills, *Journal of Regional Science*, 50, n.1, pp.221-244
- Glaeser E.L., Saiz A. (2004), The Rise of the Skilled City, *Brookings-Wharton Papers on Urban Affairs*, pp.47-105
- Graham D.J., Kim H.Y. (2008), An Empirical Analytical Framework for Agglomeration Economies, *Annals of Regional Science*, 42, n.2, pp.267-289
- Guiso L., Sapienza P., Zingales L. (2008), Social Capital as Good Culture, *Journal of the European Economic Association*, 6, n.2-3, pp.295-320
- Heckman J.J., Lochner L.J., Todd P.E. (2003), Fifty Years of Mincer Earnings Regressions, NBER Working Paper n.9732, Cambridge MA, NBER <<https://bit.ly/3FurAA7>>
- Herbst D., Mas A. (2015), Peer Effects on Worker Output in the Laboratory Generalize to the Field, *Science*, 250, n.6260, pp.545-549
- Jackson C.K., Bruegmann E. (2009), Teaching Students and Teaching Each Other: The Importance of Peer Learning for Teachers, *American Economic Journal: Applied Economics*, 1, n.4, pp.85-108
- Kandel E., Lazear E.P. (1992), Peer pressure and partnerships, *Journal of Political Economy*, 100, n.4, pp.801-817
- Kim S. (1987), Diversity in urban labour markets and agglomeration economies, *Papers in Regional Science*, 62, n.1, pp.57-70
- Ledford G.E., Lawler E.E., Mohrman S.A. (1995), Reward Innovations in Fortune 1000 Companies, *Compensation & Benefits Review*, 27, n.4, pp.76-80
- Malmberg A., Maskell P. (2006), Localized Learning Revisited, *Growth and Change*, 37, n.1, pp.1-18
- Manski C.F. (2000), Economic Analysis of Social Interactions, *Journal of Economic Perspectives*, 14, n.3, pp.115-136
- Marshall A. (1890), *Principles of economics*, London, Macmillan and Co.
- Mas A., Moretti E. (2009), Peers at Work, *American Economic Review*, 99, n.1, pp.112-145
- Melo P.C., Graham D.J. (2009), *Agglomeration Economies and Labour Productivity: Evidence from Longitudinal Worker Data for GB's Travel-to-Work Areas*, SERC Discussion Paper n.31, London, Spatial Economics Research Centre <<https://bit.ly/3Tfb9xf>>
- Melo P.C., Graham D.J., Noland R.B. (2009), A Meta-Analysis of Estimates of Urban Agglomeration Economies, *Regional Science and Urban Economics*, 39, n.3, pp.332-342
- Mion G., Naticchioni P. (2009), The spatial sorting and matching of skills and firms, *Canadian Journal of Economics*, 42, n.1, pp.28-55

- Moretti E. (2004), Human capital externalities in cities, in Henderson V., Thisse J.-F. (eds.), *Handbook of Regional and Urban Economics. Volume 4, Cities and Geography*, Amsterdam, Elsevier, pp.2243-2291
- Quintano C., Castellano R., D'Agostino A. (2008), Graduates in economics and educational mismatch: the case study of the University of Naples 'Parthenope', *Journal of Education and Work*, 21, n.3, pp.249-271
- Rosenthal S., Strange W. (2004), Evidence on the Nature and Sources of Agglomeration Economies, in Henderson J.V., Thisse J.K. (eds.), *Handbook of Regional and Urban Economics. Volume 4, Cities and Geography*, Amsterdam, Elsevier, pp.2119-2171
- Sorenson O. (2003), Social networks and industrial geography, *Journal of Evolutionary Economics*, 13, pp.513-527
- Waldinger F. (2012), Peer Effects in Science: Evidence from the Dismissal of Scientists in Nazi Germany, *Review of Economic Studies*, 79, n.2, pp.838-861

Per consultare i Working Paper pubblicati o di prossima uscita: <<https://bit.ly/42NzzlF>>

1. Dosi G., Guarascio D., Ricci A., Virgillito M.E. (2018), *Neodualism in the Italian business firms. Training, organizational capabilities and productivity distributions*, Inapp Working Paper n.1, Roma, Inapp
2. Berton F., Dughera S., Ricci A. (2018), *Do unions affect innovation in Italy? Evidence from firm-level data*, Inapp Working Paper n.2, Roma, Inapp
3. Gualtieri V., Guarascio D., Quaranta R. (2018), *Does routinization affect occupation dynamics? Evidence from the 'Italian O*Net' data*, Inapp Working Paper n.3, Roma, Inapp
4. Scicchitano S., Biagetti M., Chirumbolo A. (2019), *More insecure and less paid? The effect of perceived job insecurity on wage distribution*, Inapp Working Paper n.4, Roma, Inapp
5. Brunetti I., Cirillo V., Intraligi V., Ricci A. (2019), *Low-skill jobs and routine tasks specialization: new insights from Italian provinces*, Inapp Working Paper n.5, Roma, Inapp
6. De Minicis M., Donà S., Lettieri N., Marocco M. (2019), *Disciplina e tutela del lavoro nelle digital labour platform. Un modello di techno-regolazione*, Inapp Working Paper n.6, Roma, Inapp
7. Ferri V., Ricci A., Vittori C., (2019), *Immigrants, Firms and Productivity. Evidence from Italy*, Inapp Working Paper n.7, Roma, Inapp
8. Bloise F., Brunetti I., Cirillo V. (2019), *Firm-level distributional dynamics: Labour share in Italian medium-large firms*, Inapp Working Paper n.8, Roma, Inapp
9. Rosano A., Pagliarella M.C. (2019), *Profili socio-culturali nelle differenze di opinione degli italiani sulle vaccinazioni*, Inapp Working Paper n.9, Roma, Inapp
10. Cirillo V., Evangelista R., Guarascio D., Sostero M. (2019), *Digitalization, routineness and employment. An exploration on Italian task-based data*, Inapp Working Paper n.10, Roma, Inapp
11. Esposito P., Collignon S., Scicchitano S. (2019), *Immigration and unemployment in Europe. Does the core-periphery dualism matter?*, Inapp Working Paper n.11, Roma, Inapp
12. Palmer E., Könberg B. (2019), *The Swedish NDC Scheme. Success on Track with Room for Reflection*, Inapp Working Paper n.12, Roma, Inapp
13. Palmer E., Stabina S. (2019), *The Latvian NDC Scheme. Success Under a Decreasing Labor Force*, Inapp Working Paper n.13, Roma, Inapp
14. Gronchi S., Nisticò S., Bevilacqua M. (2019), *The Italian NDC Scheme. Evolution and Remaining Potholes*, Inapp Working Paper n.14, Roma, Inapp
15. Buchholtz S., Chłoń-Domińczak A., Góra M. (2019), *The Polish NDC Scheme. Success in the Face of Adversity*, Inapp Working Paper n.15, Roma, Inapp
16. Stølen N.M., Fredriksen D., Hernæs E., Holmøy E. (2019), *The Norwegian NDC Scheme: Balancing Risk Sharing and Redistribution*, Inapp Working Paper n.16, Roma, Inapp
17. Nektarios M., Tinios P. (2019), *The Greek Pension Reforms: Crises and NDC Attempts Awaiting Completion*, Inapp Working Paper n.17, Roma, Inapp

18. Góra M., Palmer E. (2019), *NDC: The Generic Old-Age Pension Scheme*, Inapp Working Paper n.18, Roma, Inapp
19. Holzmann R. (2019), *The ABCs of NDCs*, Inapp Working Paper n.19, Roma, Inapp
20. Nelson K., Nieuwenhuis R., Alm S. (2019), *Sweden: Adjoining the Guarantee Pension with NDC*, Inapp Working Paper n.20, Roma, Inapp
21. Fajnzylber E. (2019), *Chile's Solidarity Pillar: A Benchmark for Adjoining Zero Pillar with DC Schemes*, Inapp Working Paper n.21, Roma, Inapp
22. Lee R., Sanchez-Romero M. (2019), *Overview on Heterogeneity in Longevity and Pension Schemes*, Inapp Working Paper n.22, Roma, Inapp
23. Palmer E., de Gosson de Varennes I.Z. (2019), *Annuities in (N)DC Pension Schemes: Design, Heterogeneity, and Estimation Issues*, Inapp Working Paper n.23, Roma, Inapp
24. Holzmann R., Alonso-García J., Labit-Hardy H., Villegas A.M. (2019), *NDC Schemes and Heterogeneity in Longevity: Proposals for Redesign*, Inapp Working Paper n.24, Roma, Inapp
25. Holzmann R., Robalino D., Winkler H. (2019), *NDC Schemes and the Labor Market: Issues and Options*, Inapp Working Paper n.25, Roma, Inapp
26. Gal R.I., Radó M. (2019), *Labor Market Participation and Postponed Retirement in Central and Eastern Europe*, Inapp Working Paper n.26, Roma, Inapp
27. Barr N. (2019), *Gender and Family: Conceptual Overview*, Inapp Working Paper n.27, Roma, Inapp
28. Lis M., Bonthuis B. (2019), *Drivers of the Gender Gap in Pensions: Evidence from EU-SILC and the OECD Pension Model*, Inapp Working Paper n.28, Roma, Inapp
29. Chłoń-Domińczak A., Góra M., Kotowska I.E., Magda I., Ruzik-Sierdzińska A., Strzelecki P. (2019), *The Impact of Lifetime Events on Pensions: NDC Schemes in Poland, Italy, and Sweden and the Point Scheme in Germany*, Inapp Working Paper n.29, Roma, Inapp
30. Klerby A., Larsson B., Palmer E. (2019), *Bridging Partner Lifecycle Earnings and Pension Gaps by Sharing NDC Accounts*, Inapp Working Paper n.30, Roma, Inapp
31. Palacios R. (2019), *Administrative Requirements and Prospects for Universal NDCs in Emerging Economies*, Inapp Working Paper n.31, Roma, Inapp
32. Lu B., Piggott J., Zheng B. (2019), *The Notional and the Real in China's Pension Reforms*, Inapp Working Paper n.32, Roma, Inapp
33. Larsson B., Leyaro V., Palmer E. (2019), *Harnessing a Young Nation's Demographic Dividends through a Universal NDC Pension Scheme: A Case Study of Tanzania*, Inapp Working Paper n.33, Roma, Inapp
34. Sandbrook W., Ravi-Burslem R. (2019), *Communicating NEST Pensions for "New" DC Savers in the United Kingdom*, Inapp Working Paper n.34, Roma, Inapp
35. Fornero E., Oggero N., Puglisi R. (2019), *Information and Financial Literacy for Socially Sustainable NDC Pension Schemes*, Inapp Working Paper n.35, Roma, Inapp
36. Boado-Penas M.C., Settergren O., Ekheden E., Naka P. (2019), *Sweden's Fifteen Years of Communication Efforts*, Inapp Working Paper n.36, Roma, Inapp
37. Boeri T., Cozzolino M., Di Porto E. (2019), *Setting Up a Communication Package for the Italian NDC*, Inapp Working Paper n.37, Roma, Inapp
38. Guardiancich I., Weaver R.K., Demarco G., Dorfman M.C. (2019), *The Politics of NDC Pension Scheme Diffusion: Constraints and Drivers*, Inapp Working Paper n.38, Roma, Inapp
39. Genser B., Holzmann R. (2019), *Pensions in a Globalizing World: How Do (N)DC and (N)DB Schemes Fare and Compare on Portability and Taxation?*, Inapp Working Paper n.39, Roma, Inapp

40. Price W. (2019), *Developing Coherent Pension Systems: Design Issues for Private Pension Supplements to NDC Schemes*, Inapp Working Paper n.40, Roma, Inapp
41. Fanti L., Guarascio D., Tubiana M. (2019), *Skill Gap, Mismatch, and the Dynamics of Italian Companies' Productivity*, Inapp Working Paper n.41, Roma, Inapp
42. Centra M. (2019), *Incentivi per l'occupazione e contratto a tutele crescenti. Valutazione dell'impatto sulle cessazioni di rapporti di lavoro*, Inapp Working Paper n.42, Roma, Inapp
43. Barbieri T., Centra M., Guarascio D. (2019), *Dinamica occupazionale, retribuzioni e natura delle mansioni nella PA e nei settori del welfare. Evidenze dai dati Istat-RCFL e Inapp-ICP*, Inapp Working Paper n.43, Roma, Inapp
44. Van Wolleghem P.G., De Angelis M., Scicchitano S. (2020), *Education-occupation mismatch of migrants in the Italian labour market: the effect of social networks*, Inapp Working Paper n.44, Roma, Inapp
45. Filippi M., Marocco M., Quaranta R., Scicchitano S. (2020), *Il lavoro discontinuo di breve e brevissima durata in Italia nell'ultimo decennio: l'evidenza dei dati amministrativi*, Inapp Working Paper n.45, Roma, Inapp
46. Barbieri T., Basso G., Scicchitano S. (2020), *Italian workers at risk during the Covid-19 epidemic*, Inapp Working Paper n.46, Roma, Inapp
47. Filippi M., Marocco M., Quaranta R., Ricci A. (2020), *Emergenza Covid-19 e tutela dell'occupazione non standard*, Inapp Working Paper n.47, Roma, Inapp
48. Esposito P., Scicchitano S. (2020), *Educational mismatches, routine biased technological change and unemployment: evidence from Italy*, Inapp Working Paper n.48, Roma, Inapp
49. Bergamante F., Canal T., Marucci M. (2020), *Sanità di base e di emergenza. Risorse, opinioni degli italiani e livelli essenziali*, Inapp Working Paper n.49, Roma, Inapp
50. Bonacini L., Gallo G., Scicchitano S. (2020), *All that glitters is not gold. Influence of working from home on income inequality at the time of Covid-19*, Inapp Working Paper n.50, Roma, Inapp
51. Cassandro N., Centra M., Esposito P., Guarascio D. (2020), *What drives employment-unemployment transitions? Evidence from Italian task-based data*, Inapp Working Paper n.51, Roma, Inapp
52. Brunetti I., Martino E.M., Ricci A. (2020), *Evaluating hiring incentives: Evidence from Italian firms*, Inapp Working Paper n.52, Roma, Inapp
53. Cirillo V., Fanti L., Mina A., Ricci A. (2020), *Digitizing firms: skills, work organization and the adoption of new enabling technologies*, Inapp Working Paper n.53, Roma, Inapp
54. Dosi G., Fanti L., Virgillito M.E. (2020), *Unequal societies in usual times, unjust societies in pandemic ones*, Inapp Working Paper n.54, Roma, Inapp
55. Bloise F., Cirillo V., Raitano M., Ricci A. (2020), *Within-firm inequality in workdays and labour productivity: Evidence from linked employer-employee Italian data*, Inapp Working Paper n.55, Roma, Inapp
56. Cardinali V. (2021), *Dalla Fase 1 alla Fase 2: quale transizione per uomini e donne? Sintesi survey: Il lavoro di uomini e donne in tempo di Covid. Una prospettiva di genere*, Inapp Working Paper n.56, Roma, Inapp
57. Brunetti I., Corsini L., Martelli I. (2021), *Covid-19 and women's attitude to work: commitment, effectivity and participation*, Inapp Working Paper n.57, Roma, Inapp
58. Ferritti M. (2021), *Scuole chiuse, classi aperte. Report survey on line: Il corpo docente alla prova della didattica a distanza. Una prospettiva dal mercato del lavoro*, Inapp Working Paper n.58, Roma, Inapp
59. Vannutelli S., Scicchitano S., Biagetti M. (2021), *Routine biased technological change and wage inequality: the role of workers' perceptions*, Inapp Working Paper n.59, Roma, Inapp

60. Damiani M., Pompei F., Ricci A. (2021), *Tax breaks for incentive pay productivity and wages: Evidence from a reform*, Inapp Working Paper n.60, Roma, Inapp
61. Cirillo V., Fanti L., Mina A., Ricci A. (2021), *Digital technologies and firm performance: Industry 4.0 in the Italian economy*, Inapp Working Paper n.61, Roma, Inapp
62. Ricci C.A., Scicchitano S. (2021), *Decomposing the role of great recession on income polarization by population groups*, Inapp Working Paper n.62, Roma, Inapp
63. Brunetti I., Ricci A. (2021), *Evaluating the Youth Guarantee Incentive: Evidence from employer-employees data*, Inapp Working Paper n.63, Roma, Inapp
64. Bonacini L., Gallo G., Scicchitano S. (2021), *Sometimes you cannot make it on your own. How household background influences chances of success in Italy*, Inapp Working Paper n.64, Roma, Inapp
65. Aina C., Brunetti I., Mussida C., Scicchitano S. (2021), *Who lost the most? Distributive effects of the Covid-19 pandemic*, Inapp Working Paper n.65, Roma, Inapp
66. De Luca F., Ferri S. (2021), *Gli effetti del Servizio civile sull'occupabilità dei giovani. Una stima tramite Statistical Matching*, Inapp Working Paper n.66, Roma, Inapp
67. Caselli M., Fracasso A., Scicchitano S., Traverso S., Tundis E. (2021), *Stop worrying and love the robot: An activity-based approach to assess the impact of robotization on employment dynamics*, Inapp Working Paper n.67, Roma, Inapp
68. Aina C., Brunetti I., Mussida C., Scicchitano S., (2021), *Even more discouraged? The NEET generation at the age of Covid-19*, Inapp Working Paper n.68, Roma, Inapp
69. Rosiello A., Marucci M. (2021), *Early Childhood Education and Care in Italy: investments and effects of the 0-6 years education system*, Inapp Working Paper n.69, Roma, Inapp
70. Crispolti E., Franceschetti M., Romito A. (2021), *Il Sistema duale come risposta all'evoluzione dei fabbisogni di competenze del mercato del lavoro*, Inapp Working Paper n.70, Roma, Inapp
71. Berton F., Carreri A., Devicienti F., Ricci A. (2021), *Industrial relations and skill formation at the workplace: new insights from mixed methods*, Inapp Working Paper n.71, Roma, Inapp
72. D'Emilione M., De Angelis M., Giuliano G., Natoli G., Ranieri C. (2021), *Le politiche nazionali di contrasto alla povertà viste dai servizi: la doppia sfida dell'implementazione e della crisi pandemica*, Inapp Working Paper n.72, Roma, Inapp
73. Ferri V., Nobili D., Tesauro G., Ferri S. (2021), *Formazione continua e innovazione tecnologica nelle macro-aree italiane: evidenze dall'indagine ROLA*, Inapp Working Paper n.73, Roma, Inapp
74. Biagetti M., Ferri V., Marsiglia S. (2021), *Contributi alle famiglie: esperienze europee a confronto e simulazione dell'assegno unico*, Inapp Working Paper n.74, Roma, Inapp
75. Intraligi V., Vittori C., Ricci A. (2021), *Job polarization in Italy: structural change and routinization*, Inapp Working Paper n.75, Roma, Inapp
76. D'Agostino S., Vaccaro S. (2021), *Apprenticeship in evolution. Trajectories and prospects of dual systems in Europe and in Italy*, Inapp Working Paper n.76, Roma, Inapp
77. D'Emilione M., Di Palma A. (2021), *European Pillar of Social Rights (EPSR). What effects on children's rights law and policy?*, Inapp Working Paper n.77, Roma, Inapp
78. Cardullo G., Conti M., Ricci A., Scicchitano S., Sulis G. (2021), *On the emergence of cooperative industrial and labor relations*, Inapp Working Paper n.78, Roma, Inapp
79. Cirillo V., Mina A., Ricci A. (2022), *Digital technologies, Labor market flows and investment in training. Evidence from Italian employer-employee data*, Inapp Working Paper n.79, Roma, Inapp
80. Kosteas V.D., Renna F., Scicchitano S. (2022), *Covid-19 and Working from Home. Toward a 'new normal'?*, Inapp Working Paper n.80, Roma, Inapp

81. Ferri V., Grieco A. (2022), *The effects of Law no. 56/2014 on gender composition in Italian Municipal Councils*, Inapp Working Paper n.81, Roma, Inapp
82. Turchini A., Ferri S., Ranieri C. (2022), *I servizi sociali nella pandemia. Evoluzione di un settore strategico per il welfare*, Inapp Working Paper n.82, Roma, Inapp
83. Canal T., Gualtieri V., Zucaro R. (2022), *Il lavoro agile emergenziale in Inapp. Evidenze da un'indagine in un Ente Pubblico di Ricerca*, Inapp Working Paper n.83, Roma, Inapp
84. Brunetti I., Ferri V., Ricci A. (2022), *Contratto di apprendistato, occupazione e investimenti. Una valutazione su dati employer-employees*, Inapp Working Paper n.84, Roma, Inapp
85. Dughera S., Quatraro F., Ricci A., Vittori C. (2022), *Technological externalities and wages. New evidence from Italian provinces*, Inapp Working Paper n.85, Roma, Inapp
86. Esposito P., Scicchitano S. (2022), *Drivers of skill mismatch among Italian graduates. The role of personality traits*, Inapp Working Paper n.86, Roma, Inapp
87. Centra M., De Angelis M., Deidda M., Filippi M., Luppi M., Menegatti V. (2022), *Lavoro a termine. L'impatto sulla composizione dell'occupazione e sui percettori di sostegno al reddito*, Inapp Working paper n.87, Roma, Inapp
88. Biagetti M., Caram S., Khorana S. (2022), *To shrink or not to shrink? Shadow economy reversals around the world*, Inapp Working Paper n.88, Roma, Inapp
89. Lovergine S., Barca D. (2022), *Hybrids: beyond the in presence and distance learning categories for a new school in Italy*, Inapp Working Paper n.89, Roma, Inapp
90. D'Amico T. (2022), *L'impatto del conflitto russo-ucraino in Italia. La morsa del caro energia, gli effetti delle sanzioni e la risposta alla crisi umanitaria*, Inapp Working Paper n.90, Roma, Inapp
91. Franceschetti M., Giovannini F., Santanicchia M. (2022), *Continuità formativa e rispondenza ai fabbisogni di competenze nella filiera lunga leFP-IFTS-ITS*, Inapp Working Paper n.91, Roma, Inapp
92. Cardinali V. (2022), *PNRR. La clausola di condizionalità all'occupazione di giovani e donne: azione positiva o azione mancata?*, Inapp Working Paper n.92, Roma, Inapp
93. Canal T., Luppi M. (2022), *Le imprese nell'emergenza. Caratteristiche, comportamenti e scelte organizzative*, Inapp Working Paper n.93, Roma, Inapp
94. Cardullo G., Conti M., Damiani M., Ricci A., Scicchitano S., Sulis G. (2022), *Dynastic management and historical origins. The Italian experience*, Inapp Working Paper n.94, Roma, Inapp
95. De Luca F., Di Iorio T. (2022), *Il Servizio civile all'estero. Fra pacifismo e specializzazione*, Inapp Working Paper n.95, Roma, Inapp
96. Deidda M., Menegatti V. (2023), *Riduzione dell'orario settimanale di lavoro. Ricognizione comparativa delle sperimentazioni realizzate*, Inapp Working Paper n.96, Roma, Inapp
97. Canal T., Gualtieri V., Luppi M. (2023), *Le determinanti di un buon lavoro durante l'emergenza sanitaria*, Inapp Working Paper n.97, Roma, Inapp
98. Basiglio S., Ricci A., Rossi M. (2023), *Bosses' Impatience and Digital Technologies*, Inapp Working Paper n.98, Roma, Inapp
99. De Angelis M., De Minicis M., Marocco M. (2023), *Nel crocevia della crisi pandemica, il contrasto alla disoccupazione e alla povertà in tre sistemi nazionali di sicurezza sociale*, Inapp Working Paper n.99, Roma, Inapp
100. Brunetti I., Intraligi V., Ricci A., Vittori C. (2023), *Peer interactions, local markets, and wages. Evidence from Italy*, Inapp Working Paper n.100, Roma, Inapp

